



Firmware Release Note

ZyWALL 10

Release 3.52(WA.4)

Date:
Author:

Sep, 24, 2003
Jason Chiang

ZyXEL ZyWALL 10 Standard Version 3.52(WA.4) Release Note

Date: Sep 24, 2003

Supported Platforms:

ZyXEL ZyWALL 10

Versions:

ZyNOS Version: V3.52(WA.4) | 09/24/2003

Bootbase Version: V2.10 | 03/22/2002 14:38:58

Note:

1. Using FTP to upload firmware from V3.2x to V3.5x is not supported. It is because the V3.5x firmware size is bigger than memory allocation for firmware uploading in V3.2x. Instead firmware upload through TFTP or Console is suggested.
2. Using FTP or Web to upload firmware from V3.50(WA.1) to V3.50(WA.2) is not supported, either. It is also because the latter's firmware size is bigger. To avoid this problem happens again, from V3.50(WA.2), we have modified the firmware upload procedure. When uploading firmware, we will not use "pre-defined memory allocation" any more. On the contrary, we will use whole available memory to do firmware upload. In this case, as long as there is enough free memory, user can upload firmware by FTP.
3. Using Web to configure VPN, the phase 1 algorithms have been fixed to DES + MD5. If other algorithms are preferred, please use ADVANCE page to configure them.
4. When firewall turns from "off" to "on", the firewall initialization procedure will disconnect all connections running through the ZyWALL.
5. Please refer to Appendix 5 for the triangle route issue.
6. After upgrading the firmware, the DHCP client and IKE feature may fail. This is because new firewall has four sets and the previous one had only two sets. In the previous firmware, IKE and BOOTP_CLIENT protocol was placed on WAN-to-LAN set. However, in the new design, they should be put in WAN-to-WAN / ZyWALL set. Please move them to the correct set manually or restore default romfile to make this changed.
7. Keep-alive feature only works when both peers turn on the keep-alive switch.
8. Pre-Shared Key support hexadecimal format now, but even numbers is required in hexadecimal format. If you just provide odd numbers, the first character will automatically add 0 so that PSK will be even numbers.

Known Bugs:

1. eWC→WAN IP has bugs when WAN→ISP is PPPoE or PPTP. Leaving some values in remote IP or remote masks for WAN→IP and then switch to dynamic IP, ZyWALL cannot dial anymore.
2. The DHCP client in ZW LAN side may get an IP which is reserved by static DHCP. The situation will disappear if the client releases the IP and requests again.
3. When you use MSN messenger, sometimes you fail to open special applications, such as whiteboard, file transfer and video etc. You have to wait more than 3 minutes and retry these applications.
4. Under wizard step by step setting, WAN IP will not check if the IP is on LAN subnet.

Restore to Factory Defaults Setting Requirement: No

Features:

Modification in V3.52(WA.4) | 09/24/2003

Modify for formal release.

Modification in V3.52(WA.4)b1 | 09/05/2003

1. [FEATURE CHANGE] Do not check protocol and port information during IKE phase 1 negotiation.
2. [FEATURE CHANGE] In previous design in IKE, responder sends initial contact only when it receives initial contact notify from initiator. Now the responder sends initial contact notify to initiator when first contact with peer.
3. [FEATURE CHANGE] In the past, after phase 2 rekey, responder still use old phase 2 SA to transmit packets for a certain period and then started use the new phase 2 SA. Now responder will use new phase 2 SA after rekey immediately.
4. [FEATURE CHANGE] eWC→Firewall→Attack Alert: Change max incomplete TCP number from 10 to 30.
5. [BUG FIX] Symptom: IPSec packets will use ZyWALL's LAN IP as source IP.
Condition:
 - (1) There is a full feature NAT rule to transferred WAN IP to a LAN IP.
 - (2) ZyWALL plays as RESPONDER.
 - (3) IPSec tunnel can be established successfully, however the source IP IPSec packet will become the LAN IP set in full feature NAT rule. As a result, the traffic cannot be transmitted.
6. [BUG FIX] Symptom: Netmeeting causes system crashes.
7. [BUG FIX] Symptom: Sometimes system may crash when the client on LAN tries to send PPTP packets.
Condition: PC(PPTP dial) -> ZyWALL -> ISP(PPTP Server)
ZyWALL will do the PPTP pass through, but sometimes system may crash.

Modification in V3.52(WA.3) | 05/27/2003

Modification in V3.52(WA.3)b1 | 05/22/2003

1. [BUG FIX] Symptom: After firmware upgrade, VPN rules cannot work.
Condition: After firmware upgraded from 3.50 to 3.52 or 3.60, the VPN rules cannot work anymore.
The only solution is to save these rules again.
2. [BUG FIX] Symptom: WAN connection will drop in case of using PPTP for ADSL modem (Alcatel ANT1000, Alcatel SpeedTouch Home and Thomson SpeedTouch 510), especially if there is "high speed" on ADSL (512/256).

Modification in V3.52(WA.2) | 05/12/2003

Modification in V3.52(WA.2)b1 | 05/06/2003

1. [BUG FIX] Symptom: After phase 2 rekey, dynamic rule cannot pass traffic anymore.
Condition:
 - 1). Set secure gateway of a rule to 0.0.0.0, it becomes a dynamic rule and only can be responder. Trigger the tunnel by inbound request from the peer.
 - 2). After the phase 2 rekey, traffic cannot pass this tunnel anymore.
2. [BUG FIX] Symptom: When "keep alive" flag turns on, disconnection in SA monitor didn't work correctly.
Condition:
 - 1). Turn on keep alive flag.
 - 2). Use SA monitor to disconnect the tunnel.
 - 3). The tunnel will not be disconnected properly. There will be still tunnels showed on SA monitor.

Modification in V3.52(WA.1) | 04/30/2003

Modification in V3.52(WA.1)b1 | 04/24/2003

1. [BUG FIX] Symptom: A special IPSec policies rule will make the ZyWALL can not establish the IPSec tunnel.
Condition:
 - 1). The security gateway is 0.0.0.0
 - 2). The peer IP type is IP and the peer ID content is empty or "0.0.0.0".
 - 3). The ZyWALL can't establish the IPSec tunnel when the peer site dials in.
2. [BUG FIX] Symptom: ZyWall detects normal DNS answers of as UDP port scan attacks.
Condition: When router enables syslog service, the DNS reply packets to syslog server are sometimes detected as UDP port scan.
3. [BUG FIX] Symptom: It's a compatibility problem with SonicWall.
Condition: Can't create the IPSec tunnel with a SonicWall security gateway, if the type of ID Content is FQDN.
4. [BUG FIX] Symptom & Condition: Under heavy traffic, sometimes, ZyWALL's firewall will make system crash.

Modification in V3.52(WA.0) | 03/28/2003

Modification in V3.52(WA.0)b6 | 03/18/2003

1. [FEATURE CHANGE] Stand alone the system restart function in eWC – Maintenance.
2. [BUG FIX] Symptom & Condition: Saving the user specify IP address with DDNS will cause ZyWALL reboot.

Modification in V3.52(WA.0)b5 | 03/06/2003

1. [ENHANCEMENT] Add service type - Telia login.
2. [ENHANCEMENT] When the checkbox "Enable Filter List Customization" is disabled, also disable the checkboxes "Disable all web traffic except for trusted domains" and "Don't block Java/ActiveX/Cookies/Web Proxy to trusted domain sites".
3. [ENHANCEMENT] Check Point UDP port 2746 timeout value enlarge support.
NOTE: Use CI command "ip nat timeout udp [port] <seconds>" to change the timeout value.
4. [ENHANCEMENT] Support hexadecimal format of pre-shared key. Now pre-shared key starting with "0x" or "0X" will be treated as hexadecimal format.
NOTE: If old configuration with leading "0x" or "0X" will also be treated as hexadecimal input when save it again.
5. [FEATURE CHANGE] Email log and alert can be sending by setting only "send log" or "send alert" Email address.
6. [BUG FIX] Symptom: ID content can't be saved under SMT 27.1.1 when ID type is IP.
Condition: When phase 1 ID type is IP and phase 1 ID content is empty, setting can not be saved in smt27.1.1, and the warning message "ID Content Should Be IP Format" shows at the bottom of smt27.1.1.
7. [BUG FIX] Symptom: Configure through eWC in VPN page can't save the per-shared key.
Condition: In eWC VPN page under rule setup, the pre-shared key can't be saved.
8. [BUG FIX] Symptom: IPSec CI command display the wrong messages.
Condition: Using "ipsec disp rule#", the messages are not correct when local/remote address type is range/subnet.
9. [BUG FIX] Symptom: When phase 1 ID check failed, IKE log didn't show the ID content correctly.
Condition:
 1. Set Peer ID type = IP and leave Peer ID content as blank.
 2. Set different ID content in the peer site.
 3. Establish the tunnel. Due to phase 1 ID content is different, the procedure will fail. But in the log, "configured peer ID content" doesn't show correctly.
10. [BUG FIX] Symptom: Two IPSec hosts can establish IPSec connection when one uses main mode and the other chooses aggressive mode.
Condition: When local and peer hosts use different IKE phase1 negotiation mode, they still can establish IPSec connection.
11. [BUG FIX] Symptom: The custom port is allowed to be deleted even though it is used by other firewall rules.
Condition: Once it is deleted, the firewall will change to allow Any(TCP) and Any(UDP) and result in a security problem.
12. [BUG FIX] Symptom & condition: When users configure the daylight saving setting in SMT, the setting won't be affected in Web configuration.
13. [BUG FIX] Symptom: VPN negotiation mode setting can't be saved.
Condition: When user configure the VPN negotiation mode setting in Web, the setting won't changed in Web configuration.
14. [BUG FIX] Symptom: Local and peer content can't change when ID type is IP with CI command.
Condition: "ipsec config lclIdContent" and "ipsec config peerIdcontent" can't change the value when ID type is IP.
15. [BUG FIX] Symptom: eWC WAN – IP can accept the WAN IP value within LAN subnet.
Condition: WAN IP can set the value within LAN subnet.
16. [BUG FIX] Symptom: ZyWALL 10 can't upload ROM file in debug mode.
Condition: Upload ROM file with "atlc" in debug mode will fail.
17. [BUG FIX] Symptom: Press eWC - "Firewall -> Summary" apply button first, the firewall summary page can't refresh again.

Condition:

1. Press "Firewall -> Summary" apply button.
2. Move Firewall rule to another index number. The summary page can't refresh again.
18. [BUG FIX] Symptom & Condition: Move firewall rule to the index number great than maximum rule number will hang on firewall page.
19. [BUG FIX] Symptom: Use CI command of "ipsec dial rule#" and send immediate alert of "IKE" and "IPSec" will cause ZyWALL reboot.

Condition:

1. Set mail server and alert E-mail address.
2. Send immediate alert.
20. [BUG FIX] Symptom: SMT 11.3 WAN IP can set in LAN subnet range.
- Condition:
 1. Under PPTP or PPPoE, edit SMT menu 11.3 and used static IP address.
 2. My IP address can set the IP in LAN subnet range.
21. [BUG FIX] Symptom: ZyWALL 10 doesn't have DMZ port, but the CI command hint has "DMZ" option.
- Condition: Use "sys firewall ignore dos" will show the DMZ option, but ZyWALL 10 has no DMZ port.
22. [BUG FIX] Symptom & Condition: When changing PPPoE or PPTP user name and password through CNM, the device halts.
23. [BUG FIX] Symptom: Log type maps the wrong centralized log type.
- Condition: Log message of "NAT Session Table is full" should not be "System Error".

Modification in V3.52(WA.0)b4 | 01/28/2003

1. [ENHANCEMENT] Add Time Zone eWC page.
2. [ENHANCEMENT] Add IPSec NAT traversal support. It only supports ESP tunnel and ESP transport when key management is IKE. No manual key support for IPSec NAT traversal.
3. [ENHANCEMENT] Add new log category "ike" and four alerts: "access control", "block java etc", "ipsec", and "ike".
4. [ENHANCEMENT] Add a protection mechanism for password check. When users enter wrong password three times, the system will block users trying to log in for the minutes that user defined. The blocking time will be set by CI command.
NOTE: Use CI command "sys pwderrtm [minutes]" to set this timeout value. System will not perform this check when timeout value is empty.
5. [ENHANCEMENT] Add centralized logs for phase 1 ID (FQDN).
6. [ENHANCEMENT] Add a retype password confirmation mechanism for PPTP and PPPoE setup in smt menu 4 and 11.
7. [ENHANCEMENT] Add Administrator Inactivity Timer. Let users can specify ZyWALL management session (either via the web configuration or SMT) idle timeout value.
8. [ENHANCEMENT] The subject of email for the logs can be configured by CI command "sys logs mail subject".
9. [ENHANCEMENT] Add new centralized log category – IKE. And add CI command "sys logs category ike" to set it, "sys logs display ike" to display it.
10. [ENHANCEMENT] Add CI commands to configure IPSec rules. Please refer CI command list.
11. [ENHANCEMENT] Add CI command for display categories. Now "sys logs disp CATEGORY" can show logs according to the CATEGORY field.
12. [ENHANCEMENT] Show the reason of forward/block by content filter in the centralized log message.
13. [ENHANCEMENT] Add full path + file name check for keyword blocking.
14. [FEATURE CHANGE] Sometimes user will get some default policy log without set, because other processes like NAT drop these packets or bypass firewall. We replace the default policy description with its actual reason in centralize log.
15. [FEATURE CHANGE] Remove default port definition for AIM, ICQ and MSN messenger in firewall.
16. [FEATURE CHANGE] Make hard-coded NetBIOS CI commands visible by users.
17. [FEATURE CHANGE] The number of static route enlarges to 12.

18. [FEATURE CHANGE] Centralize Log GUI color defines. Block color is normal log messages and red color is alert log messages.
19. [FEATURE CHANGE] Wording change for firewall log messages. For example: "set:1" will be "L to W" means packet from LAN to WAN.
20. [FEATURE CHANGE] LAN DHCP server pool size can be 1.
NOTE: When the pool size is 1, LAN IP cannot be the same as Client IP Pool Starting Address.
21. [FEATURE CHANGE] When phase 1 ID type is IP and content is blank or 0.0.0.0, ZyWALL will use WAN IP or Secure gateway address as content. In the previous design, only blank content will do. Please refer to appendix for more details.
22. [BUG FIX] Symptom: When phase 1 ID type is IP, tunnel cannot be built.
Condition:
 1. Set MyIP 0.0.0.0
 2. Set My ID Type as IP.
 3. Leave My ID content blank.
 4. During IKE, ZyWALL will use 0.0.0.0 as ID content. However it should be WAN IP.
23. [BUG FIX] Symptom: Configure the LAN IP on SMT menu 3.2, the system doesn't save the configuration.
Condition:
 1. Set WAN IP to 192.168.2.1.
 2. Set WAN IP to dynamic IP.
 3. Set LAN IP to 192.168.2.1.
 4. The system doesn't save the configuration of step 3.
24. [BUG FIX] Symptom: Routing table's default route will be deleted.
Condition: When deleting a static route rule which its IP address = 0.0.0.0 and netmask = 0.0.0.0, the routing table's default route will be deleted.
25. [BUG FIX] Symptom: NAT address mapping save the wrong configuration.
Condition: When setting the NAT address mapping rule. The configuration will be saved when the start IP is greater than the end IP address.
26. [BUG FIX] Symptom: Content filtering does not log the blocking cookie.
Condition: When blocking cookies, there is not log information.
27. [BUG FIX] Symptom & Condition: NAT router will create two session entries when building IPSEC tunnel.
28. [BUG FIX] Symptom: When use CI (ip urlfilter category timeOfDay)command to configure the blocking time of content filter, the saved time value is wrong
Condition: When the input time format is not the expected format hh:mm, the system will store wrong value. Now, time formats like "hh:mm", "h:mm", "hh:m" or "h:m" are acceptable.
29. [BUG FIX] Symptom: Enable cookie and receive hotmail will crash our ZyWALL.
Condition: Receiving hotmail will cause ZyWALL reboot.
30. [BUG FIX] Symptom: Content filtering will block keyword that contains *.html.
Condition: Use "ip urlfilter customize actionFlag fullPath enable" to enable the full path setting. Then add ".html" for keyword blocking. Content filtering will block website that contains *.html.
31. [BUG FIX] Symptom: The keyword blocking does not work.
Condition: Use browser to access the URL that set in the keyword blocking, the packets will be still allowed to pass after enable the full path check.
32. [BUG FIX] Symptom & Condition: During IKE phase 1 negotiation, if ZyWALL receives a Notify DEL payload, it may crash.
33. [BUG FIX] Symptom: The router will block the trusted domain URL.
Condition:
 1. Enable filter list customization & Disable all web traffic except for Trusted Domains.
 2. Add mypathways.deere.com in the trusted domain and go to this URL.
 3. Login the page.
34. [BUG FIX] Symptom: Content filter will block the web site that matches the trusted domain setting.
Condition: When web site is both in the cybernot filter list and the trusted domain list, the content filter will block the web site.

35. [BUG FIX] Symptom: The PPPoE or PPTP address can be set within the range of LAN subnet.
Condition: When using SMT menu 4 or 11, choose the PPPoE or PPTP encapsulation, set the IP address within the range of LAN subnet and then save the configuration.
36. [BUG FIX] Symptom: Can not download cybernot list.
Condition: On the "Advanced"->"content filter"->"list update" web page, user presses "download now" to download the cybernot list.
37. [BUG FIX] Symptom: Weird ICMP packet logs are generated.
Condition: When user sends a large echo packet through the firewall, there are many weird ICMP packet logs to be generated. Sometimes the type and code of that ICMP log show undefined number, and the message shows "Unsupported/out-of-order ICMP".
38. [BUG FIX] Symptom: System halts when both firewall and syslog turn on.
Condition: When syslog server daemon stops or syslog server host does not exist, the syslog packets explode and firewall generates masses of ICMP packet logs.
39. [BUG FIX] Fix a security issue related with smurf attack.
40. [BUG FIX] Symptom: The system will allow the packet with DF=1 and the packet length > MTU to pass through the router without any error message returned to the sender.
Condition: When the packet with its length larger than MTU but DF bit set, it is still allowed to pass through the router.
41. [BUG FIX] Symptom: Firewall->Edit: The "Active" checkbox value will not be saved.
Condition: If user clicks "SrcAdd" or "SrcEdit" button in Firewall Edit page to configure "Source Address" in one rule, then the value of "Active" checkbox will not be saved.
42. [BUG FIX] Symptom: Remote management to LAN IP over IPSec failed.
Condition: While NAT was enabled, remote device could not access router's LAN IP through IPSec tunnel. In other words, remote management to the LAN IP over IPSec tunnel failed.
43. [BUG FIX] Fix a security issue related with port scan.
44. [BUG FIX] Symptom: Firewall logs duplicate ICMP type 3 code 3 which reply by itself.
Condition: When router receives a unknown UDP service packet, it reply ICMP port unreachable and firewall logs this packet twice.
45. [BUG FIX] Symptom: The content of web forward log message is not correct.
Condition: If user blocks the keyword "kimo" and access the web site that does not contain the keyword "kimo", the system should generate web forward message in log.
46. [BUG FIX] Symptom: Some IKE INFO logs are treated as ALERT.
Condition: IKE logs "RECV: [payload]" messages are marked as alert, but it should be INFO.
47. [BUG FIX] Symptom: Conflict check between multi-NAT configuration and VPN is not correct.
Condition: When VPN local IP address is SUBNET, the conflict check with multi-NAT will reply incorrect result.
48. [BUG FIX] Symptom: The isolated DNS proxy server behinds firewall can not work.
Condition: When the second or proxy DNS server behinds firewall and try to connect with public DNS server, the TCP 3-ways handshake fails.
49. [BUG FIX] Symptom: The content of the 128th email log is junk.
Condition: The content of email log will be incorrect if each log is large.
50. [BUG FIX] Symptom: The system crashes when establishing IPSec connection.
Condition: When local and peer machine use different phase 1 authentication algorithms in IKE, both systems crash.
51. [BUG FIX] Symptom: PC can ping router's LAN IP.
Condition: When "SUA only" and "firewall off", outside PC can ping router's LAN IP.
52. [BUG FIX] Symptom: Xbox Live can't work through router.
Condition: Xbox Live can not work through ZyWALL.
53. [BUG FIX] Symptom: Email log can not be sent.
Condition: When alert address is not set in the "Log->Log settings->Send alerts to:" field in the GUI, press the "Email Log Now" button in the Log->View Log page will not email the logs.
54. [BUG FIX] Symptom: Ftp remote management can't work over IPSec tunnel, even if access=ALL.
Condition: Control channel can be opened over tunnel, but data channel is failed.
55. [BUG FIX] Symptom: Router learns illegal ARP packet.
Condition: Router learns IP MAC addresses from wrong interface. For example, router may learn LAN IP Mac address from WAN. It causes some host can not connect to the router.

56. [BUG FIX] Symptom: Send an email log with more than 34 logs will cause system crash.
Condition: In logs->view log in the WEB menu, when the number of logs is more than 34, press "Email Log Now" will cause system crash.
57. [BUG FIX] Symptom: "Don't block Java/ActiveX/Cookies/Web Proxy to Trusted Domain sites" sometimes cannot work.
Condition:
 1. Enable Filter List Customization
 2. Enable "Don't block Java/ActiveX/Cookies/Web Proxy to Trusted Domain sites"
 3. Add "dob.tnc.edu.tw" to trusted domain list
 4. Connect to dob.tnc.edu.tw and choose one ActiveX example.
 5. The example that contains ActiveX components should not be blocked by router but it still be blocked.
58. [BUG FIX] Symptom: When "ipsec switch" is off, "ipsec dial" still works.
Condition: If user uses command "ipsec switch off" to turn off IPSec, "dial" still works.
59. [BUG FIX] Symptom: ICMP packet with identifier zero will be dropped by router.
Condition: Send a ICMP ping packet with its identifier zero.
60. [BUG FIX] Symptom: The Trusted/ Forbidden /Keyword entry cannot be deleted.
Condition: Add a Trusted/ Forbidden /Keyword domain that over 64 characters then delete will failed.
61. [BUG FIX] Symptom: When a PC traceroute from LAN to WAN, only ZyWALL is not visible in the tracing path with firewall on.
Condition: Firewall blocks the time exceed ICMP packet and log message is "Unsupported/out-of-order ICMP".

Modification in V3.52(WA.0)b3 | 10/08/2002

1. [ENHANCEMENT] Add more ID supported in IKE phase 1 authentication. Now ZyWALL10 supports ID-IP, ID-FQDN, ID-USER-FQDN.
2. [ENHANCEMENT] Modified "ip dhcp enif0 server dnsorder" CI command. Through this command, users can assign DNS order.
3. [ENHANCEMENT] Add Nailed-Up connection settings for PPPOE & PPTP of eWC.
4. [ENHANCEMENT] Add "stroute" in ip command set. Through this commands, users can set / modify static routes.
5. [ENHANCEMENT] DDNS enhancement. In previous firmware, ZyWALL will provide its WAN IP to DDNS server, even if it's a private IP. Now a user can specify the public IP by himself, or let the DDNS detect a proper global IP for ZyWALL.
6. [ENHANCEMENT] When NAT session table is full, there will be a log in Centralized log. Its category is "System Maintenance".
7. [ENHANCEMENT] When a host exhausts NAT session table, there will be a log in Centralized log. Its category is "System Errors".
8. [ENHANCEMENT] In "ip nat iface" CI command, system will parse ESP packets in NAT table list.
9. [ENHANCEMENT] When system updates its time or assign an IP to a host, there will be a log in Centralized log. The category is "System Maintenance".
10. [ENHANCEMENT] When the user login to the router (SMT, FTP, TELNET, or WEB), there will be a log in Centralized log. The category is "System Maintenance".
11. [FEATURE CHANGE] The value of "sys stdio " will be kept after users log off. But after power on/off, the value will be restored to default.
12. [FEATURE CHANGE] In firewall log, use "CHECK NEXT RULE" instead of blank left when a rule log setting is "not match".
13. [FEATURE CHANGE] Modify the firmware upload successful page.
14. [FEATURE CHANGE] If eWC:LAN→Pool Size sets to 0, it must show warning message on status.
15. [FEATURE CHANGE] Hard-coded Netbios filters are modified. Now WAN-to-LAN and LAN-to-WAN are independent. Add corresponding pages in eWeC: WAN / LAN / VPN.
16. [FEATURE CHANGE] The default value of resolving IPSec peer's DNS is changed from 30 min to 15min.

17. [FEATURE CHANGE] Default values of hard-coded Netbios filters are changed. They are LAN to WAN: block; WAN to LAN: block; IPSec: Forward; Trigger dial: Disable.
18. [FEATURE CHANGE] Log settings of default policy are changed. For those default policies are “forward”, there will be no logs. On the other hand, For those default policies are “block”, there will be logs.
19. [FEATURE CHANGE] Log schedule in Centralized log is default to “NONE”.
20. [FEATURE CHANGE] Default value of remote management is changed to “ALL”.
21. [FEATURE CHANGE] IPSec idle timeout value is changed back to 2 min.
22. [BUG FIX] Content Filter does not block cookies.
23. [BUG FIX] Fix a security issue related with IP stack.
24. [BUG FIX] Symptom: Under VPN channel, when sending out large file, the system will crash.
Condition: When continuously sending large packet and the data packet size is over certain size (say 1450), then the system will eventually crash.
25. [BUG FIX] Symptom: Deniel Access Message is too small.
Condition: The "Denied Access Message" of content filter Full path should extend to all web page, not only the frames..
26. [BUG FIX] Symptom: “Deleting” function for a NAT set is not complete.
Condition: Create a rule in menu 15.1.1 in NAT full feature mode then delete the set that contains the rule. Using ci command "ip nat lookup #setnum" will see the deleted set with no rules in it.
27. [BUG FIX] Symptom: Delete an NAT set or that contains an active rule or modify the rule and ping outside host will cause system crashed.
Condition: Create a rule in menu 15.1.1 in NAT full feature mode and ping outside host, then delete the set that contains the rule and ping it again.
28. [BUG FIX] Symptom: In centralized log, the format of IKE packets is incorrect.
Condition: During IKE process, ZyWALL will record all payload types of both sent and received packets. However in centralized log, all these payload information is lost.
29. [BUG FIX] Symptom: CI command "ip dns server" is hidden.
Condition: Entering the following ci command "ip dns", the server command which should be opened is hidden.
30. [BUG FIX] Symptom: Default DNS server can't work.
Condition: When a user set a static IP on wan and set DHCP = none on LAN setup, the default DNS server can't work and there is no way to set the default DNS server IP.
Note: A new CI command "ip dns default <ip>" is used to change the default DNS server IP.
31. [BUG FIX] Symptom:
 - 1) Using ci command to set content filter registration will cause system crash
 - 2) Using ci command to set content filter block time of day will set wrong time value in ROMCondition:
 - 1) Enter the following four content filter registration ci commands "ip urlfilter reginfo name/eMail/country/clearall" will cause system crashed.
 - 2) Enter ci command "ip urlfilter category timeOfDay" will set wrong value of begin time and end time into ROM.
32. [BUG FIX] Symptom: content filtering doesn't apply after VPN
Condition: ZyWALL supports a special application:
ZW(branch)=====VPN=====ZW(HQ)----->Internet
Internet access from branch office must go out through the VPN tunnel. Thus HQ can control the traffic from / to the branch office. However, content filter setting in HQ cannot control the traffic from branch through the VPN tunnel.
33. [BUG FIX] Symptom: IKE process does not check encapsulation.
Condition: During IKE negotiation, responder only accepts initiator's encapsulation setting and do not compare the value with its own setting.
34. [BUG FIXED] Symptom: CI command "ipsec switch on/off" did not work.
Condition: CI command "ipsec switch on/off" cannot change the switch state.
35. [BUG FIXED] Symptom: When “sys firewall dos ignore lan on”, traceroute failed.
Condition: When “sys firewall dos ignore lan on”, there will no hop information showed.
36. [BUG FIXED] Symptom: SMT menu 24.2.1 will not show correct system name.

Condition: Once the user configures the system and domain name in SMT menu 1, SMT menu 24.1 will show the string which joins system name and domain, but SMT menu 24.2.1 just display the system name.

Modification in V3.52(WA.0)b2 | 08/21/2002

1. [BUG FIX] Remote CNM Management Station can't configure the setting of the ZyWALL device.

Modification in V3.52(WA.0)b1 | 08/07/2002

1. [ENHANCEMENT] Add keep-alive feature for IPSec. When the switch turns on, even no packets passed through the tunnel, ZyWALL will re-key automatically after SA lifetime times out.
2. [ENHANCEMENT] Add CNM support. CI command "cnm active 1" could be used to active this feature. The default is inactive. CI command "cnm managerIp xxx.xxx.xxx.xxx" is used to specify the IP address of the ZyXEL's CNM management station. For details for CNM, please reference to the User Guide for CNM.
3. [ENHANCEMENT] Add Centralized LOG support. We added a new page "LOG" in eWC to combine all LOGs from firewall, content filter, IPSec and error log into the same format.
4. [ENHANCEMENT] In content filter, users can modify the "Denied Access Message". When it block one URL, ZyWALL will show this messages to the client.
5. [ENHANCEMENT] URL checking in content filter is enhanced. Now it can parse full URL path for blocking, and the URL checking can be case insensitive. We have added two CI commands to allow users to turn on these two features. They are "ip urlfilter customize actionFlags act5 enable / disable" and "ip urlfilter customize actionFlags act6 enable".
NOTE: Turns on these two features will enlarge search load during content filter process and throughput will be impacted. The default values of them are both "disable".
6. [FEATURE CHANGE] Firewall page in eWC is totally changed.
7. [FEATURE CHANGE] Web→WAN error messages changed when the gateway IP address was out of the range of subnet.
8. [FEATURE CHANGE] Triangle route network topology is allowed. We added a CI command to switch on / off firewall checking for triangle route. It's "sys firewall ignore triangle all [on/off]". The default value is to ignore triangle route check.
9. [FEATURE CHANGE] Wording changed for IPSec address configuration in SMT27.1, SMT27.1.1 and WEB→IPSec.
10. [FEATURE CHANGE] In Many-One-to-One case, NAT sessions can be established by packets from WAN or LAN. In the past only those packets from LAN could establish NAT sessions.
11. [FEATURE CHANGE] CI command for netbios filter is revised. Now WAN-to-LAN traffic is controlled by LAN-to-WAN switch.
12. [FEATURE CHANGE] The mechanism for IPSec idle time out has been changed. If and only if there is outgoing traffic but NO incoming traffic for 5 minutes (by default), ZyWALL will drop the tunnel. Users can still change the timer by this CI command, "ipsec timer chk_conn <minutes>"
13. [BUG FIX] When ZyWALL receives TCP packets with both SYN and ACK bits are set, corresponding remote management service is no more available.
14. [BUG FIX] When the user setups the schedule to the block time of date, ZyWALL always block traffic matching "domain name" .
15. [BUG FIX] CI command to configure trigger dial in netbios packet filter cannot work.
16. [BUG FIX] Port setting in VPN rule cannot work.
17. [BUG FIX] Download CyberNOT list crash on passive mode.
18. [BUG FIX] Clearing default server in WEB→SUA/NAT by entering non-ip string will leave that field containing incorrect numbers.
19. [BUG FIX] Static route from LAN to LAN (IP alias segment) will be blocked by firewall.
20. [BUG FIX] A large number of SNMP packets sending to the ZyWALL will cause system very unstable and reboot.
21. [BUG FIX] Fix a security issue about FTP.

22. [BUG FIX] Symptom: Dynamic VPN rule is not stable. ZyWALL may crashes.
Condition: This symptom is observed when ZyWALL is configured one dynamic rule for serving multiple dynamic VPN SAs. This symptom occurs if ZyWALL receives a dynamic VPN request which local and remote host IP(phase 2 parameters) are checked to be the same with the current running VPN policy, ZyWALL may crash. The router should reject the connection without crash.
23. [BUG FIX] Symptom: Some special applications may not work behind ZyWALL's NAT function.
Condition: This symptom is observed when NAT is enabled on ZyWALL. Some special applications have unusual TCP connect procedure. After TCP connection is established, a RESET followed re-connect steps right away will make the NAT session be deleted very quickly.
24. [BUG FIX] Symptom: PC on ZyWALL LAN cannot use any outbound packet via ZyWALL.
Condition: Set ZyWALL block LAN to WAN NetBIOS and enable SMT 24.3.2 UNIX syslog to LinkLogger, run LinkLogger host lookup program, then PC ping ZyWALL will request time out.

Modification in V3.50(WA.4) | 06/17/2002

1. [FEATURE CHANGE] When the DHCP server doesn't response in busy state, ZyWALL will do much more retransmit.
2. [BUG FIX] Aggressive mode failed to work.

Modification in V3.50(WA.3) | 05/27/2002

1. [ENHANCEMENT] Support phase 2 ID: SINGLE / RANGE / SUBNET.
2. [ENHANCEMENT] Support using domain name as secure gateway address. We will periodically update peer IP according to the domain name. Two new CI commands are provided: "ipsec timer update_peer" and "ipsec updatePeerIp". The former is to set the interval for updating, and the latter is to force system update right away.
3. [ENHANCEMENT] Different rules can connect to the same secure gateway. However, there are some criteria for these rules, please refer to Appendix 2.
4. [ENHANCEMENT] Multiple dynamic rules are supported. There is no ordering issue for these dynamic rules.
5. [ENHANCEMENT] Web configurator can modify phase 1 algorithms through ADVANCE page.
6. [ENHANCEMENT] Add two CI commands : "ppp lcp echo time" and "ppp lcp echo retry" to control echo timer and retry counts. Set one of them to 0 will disable echo request.
7. [ENHANCEMENT] Add remote management for support SNMP and DNS.
8. [ENHANCEMENT] Some workarounds for "VPN route" are supported: After a packet is processed IPSec and going to be transmitted, it can be applied IPSec again. We provide CI commands to control which destination side can be applied IPSec. They are "ipsec route wan / lan".
9. [ENHANCEMENT] Add IPSec parser in CI command, "sys trcpacket parse".
10. [ENHANCEMENT] Add SNMP link UP / DOWN trap for channels.
11. [ENHANCEMENT] VPN LOG will show detail notify message type.
12. [ENHANCEMENT] Add 3rd DNS and WINS server for DHCP server option. We add two CI commands, <ip dhcp "iface name" server dnsserver> and <ip dhcp "iface name" server winsserver> to add server IP.
13. [ENHANCEMENT] Add a switch to control NAT IRC service turned on/off. We provide a new CI command "ip nat service irc <on/off>" to control the service.
14. [ENHANCEMENT] Send UNIX syslog for VPN LOG.
15. [ENHANCEMENT] Add new CI commands to filter netbios and broadcast packets. For netbios packets, they are "sys filter netbios". Please refer to Appendix 4 for detailed description. And for broadcast packets, they are "sys filter blockbc <on/off>". Broadcast packets will be applied here are DHCP packets and RIP packets.
16. [ENHANCEMENT] Add new CI commands to adjust MTU. For LAN side, it's "ether edit mtu" and for WAN side, it's "sys rn mtu". For more detailed description, please refer to Appendix 3.
17. [ENHANCEMENT] Add a new CI command, "ipsec display <rule index>" to display IPSec rules.
18. [ENHANCEMENT] Add a new CI command, "ipsec dial <rule index>" to trigger the IKE procedure.

19. [ENHANCEMENT] Add a new CI command, "ip nat incike <on/off>", to increase IKE source port. This is used in NAT pass-through.
20. [ENHANCEMENT] Add a new C/I command "sys firewall dos ignore <lan/wan/dmz> [on/off]". For example, user can bypass DoS attack checking on LAN by using "sys firewall dos ignore lan on".
21. [ENHANCEMENT] Hard coded netbios filters work with port 445, which used by Windows 2000/XP.
22. [FEATURE CHANGE] IPSec related SMT and WEB wording changed.
23. [FEATURE CHANGE] MyIP and secure gateway address can be set to 0.0.0.0 at the same time.
24. [FEATURE CHANGE] Support LAN IP as MyIP.
25. [FEATURE CHANGE] CI commands for ipsec such as "ipsec sa" and "ipsec sa_sdb_status" are removed. To show SA status, we provide CI command "ipsec show_runtime sa".
26. [FEATURE CHANGE] Phase 1 SA will time out. And its lifetime is independent from phase 2 SA lifetime.
27. [FEATURE CHANGE] Ipsec-related CI commands are visible.
28. [FEATURE CHANGE] Dynamic rules will not conflict with static rules. Static rules have higher priority, and will be chose during runtime IKE procedure.
29. [FEATURE CHANGE] The repeated entries showed in VPN LOG are reduced.
30. [FEATURE CHANGE] Content filter and VPN pages in WEB are modified.
31. [FEATURE CHANGE] Accept peer's SA lifetime set to both SEC and KB.
32. [BUG FIX] Use PPPoE / PPTP connection: after disconnection and then dial up again, if ZyWALL get new WAN IP, NAT mapping still used old IP address.
33. [BUG FIX] During IKE process, if SMT tried to save or delete that rule, sometimes system crashed.
34. [BUG FIX] Using VPN tunnel to transfer large file, sometimes after a period there cannot be any traffic pass through the tunnel.
35. [BUG FIX] Fragmentation problems have been fixed, including teardrop, full feature NAT and ACL block.
36. [BUG FIX] When ZyWALL as RESPONDER, it will accept all PFS setting from INITIATOR and does not check its own configuration.
37. [BUG FIX] Notify message <No proposal chosen> has incorrect format.
38. [BUG FIX] PFS has race condition. When two peers start to re-key simultaneously, sometimes one side will reject the connection.
39. [BUG FIX] Packets to LAN should not match a rule whose remote IP range is "all".
40. [BUG FIX] Broadcast DHCP reply packets are blocked.
41. [BUG FIX] Enlarge memory parameters to assure there exists enough memory for system operation after VPN tunnels are built.
42. [BUG FIX] After enable SUA, remote management to LAN IP via VPN tunnel failed.
43. [BUG FIX] After long time test, IPSec process will cause system lack of memory.
44. [BUG FIX] Under PPPoE connection, tunnel is built but no traffic can pass through it.
45. [BUG FIX] "ip nat reset enif1" don't work.
46. [BUG FIX] Firewall will check back-record for the TRACEROUTE reply to port unreachable of ICMP at the end host.
47. [BUG FIX] Static routed packets from LAN to LAN will be blocked by firewall.
48. [BUG FIX] Solve the SNMPv1 vulnerability problem.
49. [BUG FIX] Sometimes packets cannot pass through tunnel built from dynamic rule.
50. [BUG FIX] Routing cache calculation will overflow.
51. [BUG FIX] Manual key cannot swap from one rule to another, if these two rules have the same secure gateway.
52. [BUG FIX] When two peers initiate connections at the same time in some special cases, the two peers will reject each other and on tunnel can be established.
53. [BUG FIX] When building the tunnel, sometimes system will crash.

Modification in V3.50(WA.2) | 12/27/2001

1. [ENHANCEMENT] IKE process in phase 2 will check ID information between system and the peer. If they don't match, i.e. both sites have different local / remote Addr setting, system will reject the connection and log in the VPN LOG.

2. [ENHANCEMENT] VPN LOG is totally revised. Now it will show all IKE packets information. Besides, It will show error messages to identify the reason why connection cannot be built.
3. [ENHANCEMENT] Manual key SA will runtime creates when traffic matches SPD.
4. [ENHANCEMENT] SA monitor will show manual key SA, and command to delete it is available.
5. [ENHANCEMENT] Idle timer also applies on manual key SA. When no traffic transmits through the SA, system will delete it.
6. [FEATURE CHANGE] Multi-NAT "Many-to-many non overload" will use static mapping between IGA and ILA. In other words, it becomes "Many one-to-one".
7. [FEATURE CHANGE] SMT24.7 wording changed.
8. [FEATURE CHANGE] In SMT27.1, "EDIT" will jump to the selected rule automatically
9. [FEATURE CHANGE] Web status after saving configuration has changed to "Configuration updated successfully".
10. [FEATURE CHANGE] Web (SUA/NAT) default DMZ server changes to default server.
11. [FEATURE CHANGE] Simultaneous SA check: All VPN rules can be set to "ACTIVE", but only 10 runtime SA can be established at the same time.
12. [BUG FIX] After IKE re-keying procedure, some memory doesn't be freed. After a long term test, system will have no free memory section.
13. [BUG FIXED] POP3(TCP:110) didn't show on firewall pre-configured port.
14. [BUG FIXED] Wrong wording in content filter log.
15. [BUG FIXED] "Time initialized" won't show in the content filter and firewall logs.
16. [BUG FIXED] In firewall log mail, the header contained wrong date display.
17. [BUG FIXED] IP Alias didn't apply firewall LAN-to-WAN ACL rules.
18. [BUG FIXED] When VPN LOG recorded more than 64 entries, it will show incorrect format.
19. [BUG FIXED] Responder cannot find phase1 SA by address pair. This will cause sometimes phase 1 SA will remain after SA reconnection
20. [BUG FIXED] Web VPN LOG format corrected.
21. [BUG FIXED] When receiving deleting phase 1 packet, system will only delete phase 1 SA and let a useless phase2 SA alive. This will cause a long delay to reconnection.
22. [BUG FIXED] Firewall alert mail didn't have correct format.
23. [BUG FIXED] When there are two active IPSEC rules with the same secure gateway, packets which should match the latter rule will still use the former rule for IKE process. In some cases, this will cause system to establish many invalid tunnels for one rule. At last, system does not have enough memory.
24. [BUG FIXED] When encapsulation switches from Ethernet to PPPoE, IP Alias 2 will become "not available".
25. [BUG FIXED] IPSEC pass through didn't support multiple sessions.
26. [BUG FIXED] When primary DNS is not accessible, ZyWALL would switch to secondary DNS. However, When the secondary DNS failed, ZyWALL didn't check the primary DNS again.
27. [BUG FIXED] If there exist multiple custom ports and above 4 rules use these ports, the display format in rule summary was incorrect.
28. [BUG FIXED] NAT loopback server problem is solved. When a server in the LAN site and there exists a NAT server set directed to it, WAN site traffic can access the WAN IP, then be redirected to the server. But the LAN site cannot use the WAN IP to access the server. It only can access the server through LAN IP. A new CI command "ip nat loopback" is added to turn on the feature, "NAT server loopback". When it turns on, PC on LAN site can access the LAN site server through WAN IP. !!!<NOTE>!!! Turn on the feature will cause throughput decreased.
29. [BUG FIXED] WEB: When modifying a used custom port, it will not apply to the rule using this custom port. If trying to remove the custom port from that rule, ZyWALL will crash.
30. [BUG FIXED] IP Alias address cannot fake MAC address in SMT2 and WEB.
31. [BUG FIXED] When firewall turned on, received a invalid AH packet (protocol 51) from LAN will cause ZyWALL crashed
32. [BUG FIXED] Opera 6 cannot login WEB.
33. [BUG FIXED] In content filter, if the WEB site in trusted domain use "POST" instead of "GET", ZyWALL will still treat it as un-trusted site.
34. [BUG FIXED] When there exist a telnet session on "VIEW LOG" page, such as error log, firewall log or VPN log, login from console will cause system rebooted.

35. [BUG FIXED] When SA time out and reconnect, sometimes system will not free corresponding memory correctly. After a long connection, system will be exhausted.
36. [BUG FIXED] When phase 2 SA life time out, sometimes there exists a phase 1 SA and no tunnel can be built.
37. [BUG FIXED] Using Web to upgrade firmware, system will reply "internal error".
38. [BUG FIXED] VPN timeout re-connection function is not robust.
→When "SA Life time" is time out, sometimes the VPN tunnel cannot be re-established again.
39. [BUG FIXED] VPN tunnel cannot be established if WAN IP is static without default gateway configured.
→When a ZyWALL 10 / P312 is configured as "static IP" but default gateway as "0.0.0.0", and the other ZyWALL 10 / P312 is placed in the same subnet, the VPN tunnel cannot be established between them.
40. [BUG FIXED] VPN tunnel cannot work with multi-NAT.
41. [BUG FIXED] Use Web setup VPN for manual mode, it can not work until save in SMT again
42. [BUG FIXED] Web (Content filter→ EXEMPT ZONE) Apply button didn't work.
43. [BUG FIXED] VPN connection cannot be re-built after dynamic WAN IP being changed.
→When one ZyWALL / P312 has "Secure Gateway IP Addr" to be "0.0.0.0" and the other one has "My IP Addr" to be "0.0.0.0", as below.

ZyWALL 1 (security gateway IP 0.0.0.0) <----- ZyWALL 2 (my IP 0.0.0.0)

If ZyWALL 2 has been configured as "dynamic WAN IP", the VPN tunnel between ZyWALL 1 and ZyWALL 2 can be established at the first time. However, if ZyWALL 2 has its WAN ip changed, the VPN tunnel cannot be re-built again.

→Fix:

- 1) For the role of ZyWALL2, it periodically checks WAN IP, as long as IP changes, system will auto-disconnect tunnel. This will be logs in VPN Logs.
- 2) For the role of ZyWALL1, it periodically checks if any runtime SA has no traffic for a long time. If a SA has no traffic through it in 2 minutes, system will disconnect the tunnel.
- 3) There are two new CI commands to configure 1) and 2). They are "ipsec timer chk_my_ip" and "ipsec timer chk_conn"
- 4) For the role of ZyWALL1, security gateway IP setting to be 0.0.0.0 can receive multiple requests at the same time. Appendix 1 is a simple configuration example.

Modification in V3.50(WA.1) | 11/06/2001

1. [BUG FIXED] When firewall turns off and SUA only, PC in the WAN side can ping PCs in the LAN side.
2. [BUG FIXED] When the WAN side is using PPPoE connection and NAT turns off, firewall does not protect the LAN side.
3. [BUG FIXED] When the WAN side is using PPPoE connection, LAN-to-WAN ACL rule will not be applied. The Packet will transmit through firewall from LAN to WAN, even existing a firewall rule to block it.

Modification in V3.50(WA.0) | 10/15/2001

1. [BUG FIXED] content filter register error
2. [BUG FIXED] content filter list download error
3. [BUG FIXED] ESP teardrop attack parser error
4. [BUG FIXED] DNS lookup fail when menu 3.2 "DHCP server == None"
5. [BUG FIXED] Fix SNMPv2 packet make router reboot
6. [BUG FIXED] Fix Router crash when doing reconfiguration
7. [BUG FIXED] Fix cannot upload firmware by web

8. [BUG FIXED] Fix Firewall web configuration make buffer overflow
9. [BUG FIXED] Fix ip traceroute cannot work
10. [BUG FIXED] Fix web configuration cannot reset to factory default
11. [BUG FIXED] Fix web configuration cannot add more than one rule in firewall
12. [BUG FIXED] Fix static routing cannot work when firewall on
13. [BUG FIXED] Fix multi-language support
14. [BUG FIXED] Fix web configuration delete firewall rule error
15. [BUG FIXED] fix firewall crash problem under heavy ftp traffic
16. [BUG FIXED] merge SNMP bug fix from p310
17. [BUG FIXED] Fix PPPoE firewall bugs
18. [BUG FIXED] Fix Content filter access fail caused system crash
19. [NEW FEATURE] NAT multi-session IKE support
20. [NEW FEATURE] NAT multi-session IPSec-ESP-Tunnel support
21. [NEW FEATURE] NAT range port forwarding support
22. [NEW FEATURE] Supports IKE for automatic security negotiation and key management
23. [NEW FEATURE] Currently using pre-shared authentication keys for establishing trust between hosts.
24. [NEW FEATURE] Provides DES (56-bit key strength) and 3DES (168-bit key strength) encryption algorithms
25. [NEW FEATURE] SHA-1 and MD5 integrity algorithms for ESP.
26. [NEW FEATURE] SHA-1 and MD5 integrity algorithms for AH.
27. [NEW FEATURE] Provide ESP Tunnel mode, Transport Mode
28. [NEW FEATURE] Provide AH Tunnel mode, Transport Mode

Modification in V3.24(WA.2) | 07/08/2001

1. [BUG FIXED] content filter register error
2. [BUG FIXED] content filter list download error
3. [BUG FIXED] ESP teardrop attack parser error
4. [BUG FIXED] DNS lookup fail when menu 3.2 "DHCP server == None"

Modification in V3.24(WA.1) | 07/06/2001


1. [BUG FIXED] Fix HTP does not initial EPROM

Modification in V3.24(WA.0) | 05/21/2001

1. [BUG FIXED] Change the content filter register server address and domain main.
2. [BUG FIXED] Fix content filter "URL Keyword configuration error"
3. [BUG FIXED] Firmware wrong version number
4. [BUG FIXED] Add SMTP parser support "BDAT" command
5. [BUG FIXED] Fix bug system crash when trying to add more than 1 subnet on the firewall rules.
[BUG FIXED] This includes "Local Network" and "Internet" rules on both source and destination IP.
6. [BUG FIXED] Fix content filter "Enable URL keyword blocking" cannot save
7. [BUG FIXED] Fix SMTP parser for Exchange server support
8. [BUG FIXED] Bug fix on Firewall SMTP protocol parser
9. [BUG FIXED] Bug fix on telnet client not sending terminal type
10. [BUG FIXED] Bug fix con Content filter web configuration error
11. [BUG FIXED] Content Filter List cannot save to Flash
12. [BUG FIXED] Content Filter makes all HTTP connection Fail
13. [BUG FIXED] Content Filter: If we didn't registry and going to download Filter List, "Status" must show error message, not show "Write to Prestige router successfully".
14. [BUG FIXED] In "URL KEYWORD" page, when we "Add Keyword" it write to ROM, so Apply is useless.

15. [BUG FIXED] Can't use web set CATEGORIES, if we enable some categories and push Apply button, status will show "Write to Prestige router successfully", we refresh this page, the check box was clear.
16. [BUG FIXED] Block all categories then clear all categories, but we refresh web, "Intolerance" still enable.
17. [BUG FIXED] Content Filter Category cannot be configured problem
18. [BUG FIXED] Content Filter Packet block by Firewall
19. [BUG FIXED] Send Content Filter log by e-mail failure
20. [BUG FIXED] Firewall syslog empty string fix
21. [BUG FIXED] eWeb timeout problem fixed
22. [BUG FIXED] pptp firewall pass through problem fixed
23. [BUG FIXED] Firewall SMTP parser bug fix
24. [BUG FIXED] NAT checksum bug fix
25. [BUG FIXED] eWeb make system hang fix
26. [NEW FEATURE] Add ci command to change different Content filter List server.
27. [NEW FEATURE] Add ci command "sys firewall dos stmp on" to turn on SMTP defender
28. [NEW FEATURE] Add ci command "sys firewall dos stmp off" to turn on SMTP defender
29. [NEW FEATURE] Add ci command "sys firewall dos display" to display the smtp defender status.
30. [NEW FEATURE] Add Netbios over TCP NAT support
31. [NEW FEATURE] DHCP relay
32. [NEW FEATURE] Add NAT Net2Phone support
33. [NEW FEATURE] Content Filter log send to syslog
34. [NEW FEATURE] MSN Firewall support
35. [NEW FEATURE] Parent control support
36. [NEW FEATURE] MSN NAT support
37. [NEW FEATURE] Login Password security support

Appendix 1 Example for configuring security gateway to be 0.0.0.0



SMT27.1.1 of ZyWALL1:

Menu 27.1.1 - IPSec Setup

```
Index #= 10
Name= ZyWALL1
Active= Yes

My IP Addr= 4.4.4.254
Secure Gateway IP Addr= 0.0.0.0
Protocol= 0
Local:  IP Addr Start= 1.1.1.1          End= 1.1.1.50
        Port Start= 0                  End= N/A
Remote: IP Addr Start= N/A              End= N/A
        Port Start= N/A                End= N/A
Enable Replay Detection= No
Key Management= IKE
Edit IKE Setup= No
Edit Manual Setup= N/A
```

Press ENTER to Confirm or ESC to Cancel:

SMT27.1 of ZyWALL1 will show:

Menu 27.1 - IPSec Summary						
#	Name	A	Local Addr Start Remote Addr Start	- Local Addr End - Remote Addr End	Encap.	IPSec Algorithm Secure Gw Addr
001	ZyWALL1	Y	1.1.1.1	1.1.1.50	Tunnel	ESP DES-SHA1
002	IKE		dynamic	dynamic		dynamic
003						
004						
005						
Select Command= None Select Rule= N/A						
Press ENTER to Confirm or ESC to Cancel:						

SMT27.1.1. of ZyWALL2:

Menu 27.1.1 - IPSec Setup	
Index #= 1	
Name= ZyWALL2	
Active= Yes	
My IP Addr= 4.4.4.1	
Secure Gateway IP Addr= 4.4.4.254	
Protocol= 0	
Local: IP Addr Start= 3.3.3.1	End= 3.3.3.100
Port Start= 0	End= N/A
Remote: IP Addr Start= 1.1.1.1	End= 1.1.1.50
Port Start= 0	End= N/A
Enable Replay Detection= No	
Key Management= IKE	
Edit IKE Setup= No	
Edit Manual Setup= N/A	
Press ENTER to Confirm or ESC to Cancel:	

After connection built successfully, the SA Monitor in ZyWALL1 will show:

Menu 27.2 - SA Monitor			
#	Name	Encap.	IPSec ALgorithm
1	ZyWALL1 : 3.3.3.1 - 3.3.3.100	Tunnel	ESP DES-SHA1
2			
3			
4			
5			
6			
7			
8			
9			
10			
Select Command= Refresh			
Select Connection= N/A			
Press ENTER to Confirm or ESC to Cancel:			

What follows the Name is the runtime “Remote IP Addr” linking with the dial-in user. Since there will be a lot of users match the rule named “ZyWALL1”, we use “Remote IP Addr” to distinguish them and selecting one of them to delete will not affect others. However, for the rule whose security gateway is not 0.0.0.0, we can use names to distinguish them, so their Remote IP Addr will not be showed.

NOTE:

- 1) Only IKE supports secure gateway to be 0.0.0.0. Manual key does not.
- 2) For ZyWALL 2 and ZyWALL3, their “Local IP Addr” will become the “Remote IP Addr” in ZyWALL1’s runtime SPD, so they should not overlap, or ZyWALL1 will be confused which route is correct. If this IP conflict happens, IKE procedure will fail and will log in the VPN Logs.
- 3) Also for ZyWALL2 and ZyWALL3, their “Remote IP Addr” should match the “Local IP Addr”, or the runtime SPD check will fail.
- 4) For the rule whose security gateway is 0.0.0.0, it only can be “responder”. In other words, it can NOT initiate a connection. It only can receive others’ IKE request to build the tunnel.

Appendix 2 Criteria of multiple rules connect to the same secure gateway

For initiator, there is no problem. We can get the right rule by SPD. However, for responder, we have little information during IKE procedure to identify these different rules. We will use the first rule to receive the IKE packet, and use its SA payload and ID payload to swap from one rule to another.

For responder, there will be some criteria for IKE swap from one rule to another:

- 1) These rules MUST have the same secure gateway and the same negotiation mode.
- 2) If finding different phase 1 algorithms, IKE procedure can swap from one rule to another
- 3) Only with the same phase 1 algorithms, the same pre-shared key, but different phase 2 algorithms, IKE procedure can swap from one to another.
- 4) Only with the same phase 1 algorithms, the same pre-shared key, the same phase 2 algorithms, but not the same phase 2 ID, IKE procedure can swap from one to the other.

Appendix 3 Procedure to set MTU for LAN and WAN

The procedure to set MTU is load parameter first, set MTU, and then save them back.

- 5) For LAN:
ether edit load 1
ether edit mtu <value>
ether edit save
- 6) For WAN:
sys rn load 1
sys rn mtu <value>
sys rn save

Appendix 4 Hard-coded packet filter for "NetBIOS over TCP/IP"

The new set C/I commands are under "sys filter netbios" sub-command.

There are two CI commands:

- 1) "sys filter netbios disp": It will display the current filter mode.

Example output:

```
===== NetBIOS Filter Status =====  
LAN to WAN:      Block  
WAN to LAN:      Block  
IPSec Packets:   Forward  
Trigger Dial:    Disabled
```

- 2) "sys filter netbios config <type> {on|off}": To configure the filter mode for each type.

Current filter types and their description are:

Type	Description	Default mode
0	LAN to WAN	Block
1	WAN to LAN	Block
6	IPSec pass through	Forward
7	Trigger dial	Disabled

Example commands:

```
sys filter netbios config 0 on  => Block LAN to WAN NB/IP packets.  
sys filter netbios config 1 on  => Block WAN to LAN NB/IP packets.  
sys filter netbios config 6 on  => Block IPSec NB/IP packets.  
sys filter netbios config 7 off => Disable trigger dial.
```

Appendix 5 Static Route Application Note

ZyWALL is the ideal secure gateway for all data passing between the Internet and the LAN. For some reasons (load balance or backup line), users want traffics be re-routed to another Internet access devices while still be protected by ZyWALL. The network topology is the most important issue. Here is the common example that people misemploy the LAN static route.

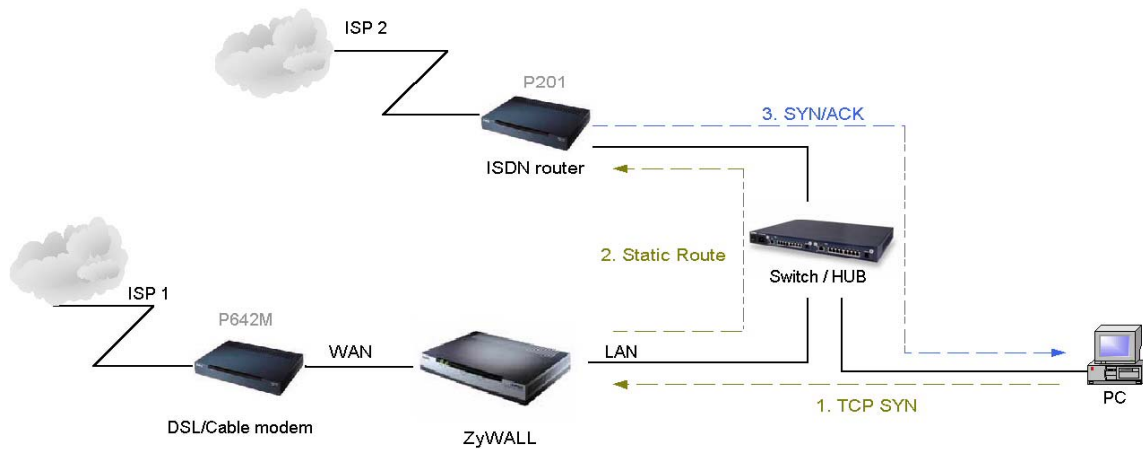


Figure 5-1 Triangle Route

Figure 5-1 indicates the triangle route topology. It works fine with turn off firewall. Let's take a look into the perspective toward this situation.

- Step 1. PC sends outgoing traffics through ZyWALL because default gateway assigned to it.
- Step 2. Then, ZyWALL will redirect the traffics to another gateway (ISDN/Router) as we expect.
- Step 3. But the return traffics do not go through ZyWALL because the gateway (say, P201) and the PC are on the same IP network. **Any traffic will easily inject into the protected network area through the unprotected gateway.** As a result, here will be a security hole.

How static route works under protection - Solutions

(1) Gateway on alias IP network

IP alias allows you to partition a physical network into different logical IP networks over the same Ethernet interface. The ZyWALL supports three logical LAN interfaces via its single physical Ethernet interface with the ZyWALL itself as the gateway for each LAN network. Division of protected LAN and the other gateway into different subnets will trigger the incoming traffic back to ZyWALL and it can work as normal function.

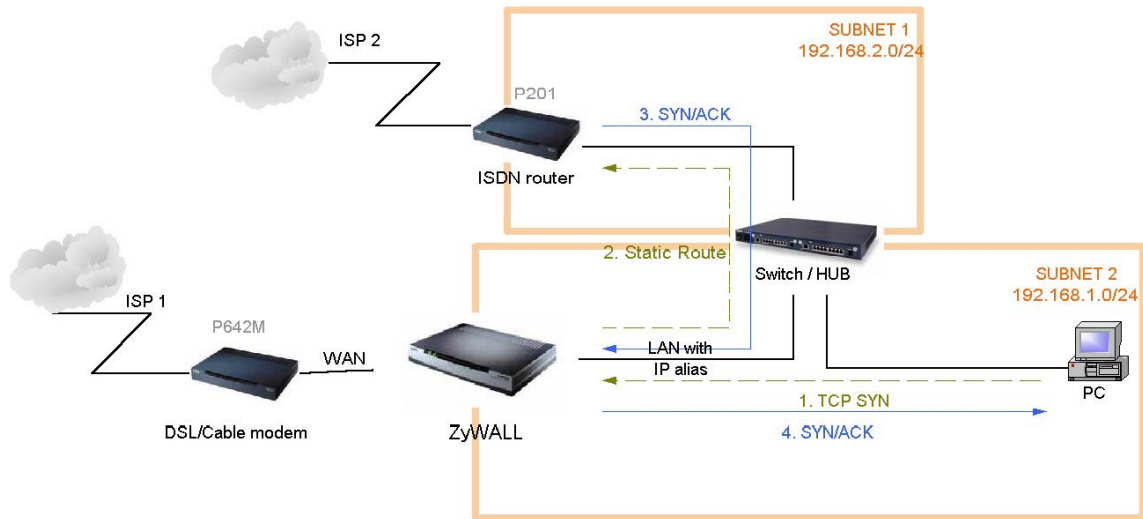


Figure 5-2 Gateway on alias IP network

(2) Gateway on WAN side

A working topology is suggested as below.

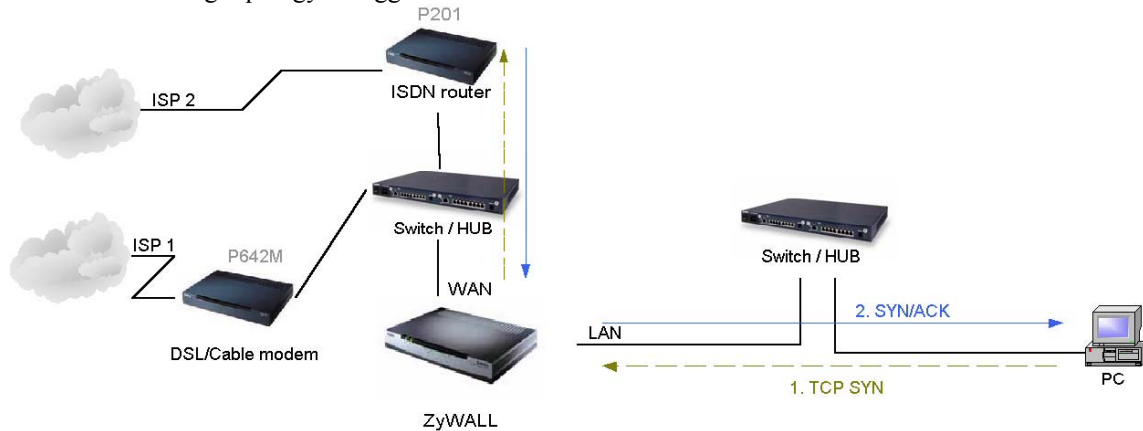


Figure 5-3 Place other gateways on WAN side

Appendix 6 IPSec FQDN support

ZyWALL A-----Router C (with NAT) -----ZyWALL B
(WAN) (WAN) (LAN) (WAN)

If ZyWALL A wants to build a VPN tunnel with ZyWALL B by passing through Router C with NAT, A can not see B. It has to secure gateway as C. However, ZyWALL B will send it packet with its own IP and its ID to ZyWALL A. The IP will be NATed by Router C, but the ID will remain as ZyWALL B sent.

In FQDN design, all three types, IP, DNS, E-Mail, can set ID content. For ID type is DNS or E-mail, the behavior is simple. ZyWALL A and ZyWALL B only checks the ID contents are consistent and they can connect.

Basically the story is the same when ID type is IP. If user configures ID content, then ZyWALL will use it as a check. So the ID content also has to match each other. For example, ID type and ID content of incoming packets must match “Peer ID Type” and “Peer ID content”. Or ZyWALL will reject the connection.

However, user can leave “ID content” blank if the ID type is IP. ZyWALL will put proper value in it during IKE negotiation. This appendix describes all combinations and behaviors of ZyWALL.

We can put all combinations in to these two tables:

(Local ID Type is IP):

Configuration		**Run-time status	
My IP Addr	Local ID Content	My IP Addr	Local ID Content
0.0.0.0	*blank or 0.0.0.0	My WAN IP	My WAN IP
0.0.0.0	a.b.c.d (NOT 0.0.0.0)	My WAN IP	a.b.c.d
a.b.c.d (not 0.0.0.0)	*blank or 0.0.0.0	a.b.c.d	a.b.c.d
a.b.c.d (not 0.0.0.0)	e.f.g.h (NOT 0.0.0.0)	a.b.c.d	e.f.g.h

*Blank: User can leave this field as empty, doesn't put anything here.

**Runtime status: During IKE negotiation, ZyWALL will use “My IP Addr” field as source IP of IKE packets, and put “Local ID Content” in the ID payload.

(Peer ID Type is IP):

Configuration		*Run-time check
Secure Gateway Addr	Peer ID Content	
0.0.0.0	Blank or 0.0.0.0	Just check ID types of incoming packet and machine's peer ID type. If the peer's ID is IP, then we accept it.
0.0.0.0	a.b.c.d (NOT 0.0.0.0)	System checks both type and content
a.b.c.d	Blank	1. System will check the ID type and the content. 2. The contents will match only if the ID content of coming packet is a.b.c.d because system will put Secure Gateway Address as Peer ID content.
a.b.c.d	e.f.g.h	1. System will check the ID type and the content. 2. The contents will match only if the ID content of coming packet is e.f.g.h.

*Runtime Check: During IKE negotiation, we will check ID of incoming packet and see if it matches our setting of “Peer ID Type” and “Peer ID Content”.

Summary:

1. When Local ID Content is blank or 0.0.0.0, during IKE negotiation, my ID content will be “My IP Addr” (if it’s not 0.0.0.0) or local’s WAN IP.
2. When “Peer ID Content” is not blank or 0.0.0.0, ID of incoming packet has to match our setting. Or the connection request will be rejected.
3. When “Secure Gateway IP Addr” is 0.0.0.0 and “Peer ID Content” is blank or 0.0.0.0, system can only check ID type. This is a kind of “dynamic rule” which means it accepts incoming request from any IP, and these requests’ ID type is IP. So if user put such a kind of rule in top of rule list, it may be matched first. To avoid this problem, we will enhance it in the future.

Annex A CI Command List

Command Class List Table		
System Related Command	Exit Command	Device Related Command
Ethernet Related Command	POE Related Command	PPTP Related Command
Configuration Related Command	IP Related Command	IPSec Related Command
Firewall Related Command		

System Related Command

[Home](#)

Command				Description
sys				
			display	display cbuf static
	countrycode		[countrycode]	set country code
	date		[year month date]	set/display date
	domainname			display domain name
	edit		<filename>	edit a text file
	extraphnum			maintain extra phone numbers for outcalls
		add	<set 1-3> <1st phone num> [2nd phone num]	add extra phone numbers
		display		display extra phone numbers
		node	<num>	set all extend phone number to remote node <num>
		remove	<set 1-3>	remove extra phone numbers
		reset		reset flag and mask
	feature			display feature bit
	hostname		[hostname]	display system hostname
	logs			
		category		
			access [0:none/1:log]	record the access control logs
			attack [0:none/1:log/2:alert/3:both]	record and alert the firewall attack logs
			display	display the category setting
			error [0:none/1:log/2:alert/3:both]	record and alert the system error logs
			ipsec [0:none/1:log]	record the access control logs
			javablocked [0:none/1:log]	record the java etc. blocked logs
			mten [0:none/1:log]	record the system maintenance logs
			upnp [0:none/1:log]	record upnp logs
			urlblocked [0:none/1:log/2:alert/3:both]	record and alert the web blocked logs
			urlforward [0:none/1:log]	record web forward logs
		clear		clear log
		display		display all logs
		errlog		
			clear	display log error
			disp	clear log error
			online	turn on/off error log online display
		load		load the log setting buffer
		mail		
			alertAddr [mail address]	send alerts to this mail address
			display	display mail setting
			logAddr [mail address]	send logs to this mail address
			schedule display	display mail schedule
			schedule hour [0-23]	hour time to send the logs
			schedule minute [0-59]	minute time to send the logs
			schedule policy	mail schedule policy

			[0:full/1:hourly/2:daily/3:weekly/4:none]	
			schedule week [0:sun/1:mon/2:tue/3:wed/4:thu/5:fri/6:sat]	weekly time to send the logs
			server [domainName/IP]	mail server to send the logs
			subject [mail subject]	mail subject
		save		save the log setting buffer
		syslog		
			active [0:no/1:yes]	active to enable unix syslog
			display	display syslog setting
			facility [Local ID(1-7)]	log the messages to different files
			server [domainName/IP]	syslog server to send the logs
	Mbuf			
		link	link	list system mbuf link
		pool	<id> [type]	list system mbuf pool
		status		display system mbuf status
		disp	<address>	display mbuf status
		cnt		
			disp	display system mbuf count
			clear	clear system mbuf count
		debug	[on/off]	
	Rn			
		load	<entry no.>	load remote node information
		disp	<entry no.>(0:working buffer)	display remote node information
		nat	<none/sua/full_feature>	config remote node nat
		nailup	<no/yes>	config remote node nailup
		mtu	<value>	set remote node mtu
		save	[entry no.]	save remote node information
	smt			not support in this product
	stdio		[second]	change terminal timeout value
	time		[hour [min [sec]]]	display/set system time
	trcdisp	parse, brief, disp		monitor packets
	trclog			
	trcpacket			
	syslog			
		server	[destIP]	set syslog server IP address
		facility	<FacilityNo>	set syslog facility
		type	[type]	set/display syslog type flag
		mode	[on/off]	set syslog mode
	version			display RAS code and driver version
	view		<filename>	view a text file
	wdog			
		switch	[on/off]	set on/off wdog
		cnt	[value]	display watchdog counts value: 0-34463
	server			
		access	<telnet ftp web icmp snmp dns> <value>	set server access type
		load		load server information
		disp		display server information
		port	<telnet ftp web snmp> <port>	set server port
		save		save server information
		secureip	<telnet ftp web icmp snmp dns> <ip>	set server secure ip addr

		trace		
			disp <ch-name>	show the connection trace of this channel
			clear <ch-name>	clear the connection trace of this channel
		cnt	<ch-name>	show channel connection related counter
	socket			display system socket information
	filter			
		netbios		
	roadrunner			
		debug	<level>	enable/disable roadrunner service 0: disable <default> 1: enable
		display	<iface name>	display roadrunner information iface-name: enif0, wanif0
		restart	<iface name>	restart roadrunner
	ddns			
		debug	<level>	enable/disable ddns service
		display	<iface name>	display ddns information
		restart	<iface name>	restart ddns
		logout	<iface name>	logout ddns
	cpu			
		display		display CPU utilization
	filter			
		netbios		

Exit Command

[Home](#)

Command				Description
exit				exit smt menu

Device Related Command

[Home](#)

Command				Description
		drop	<channel_name>	drop channel
	dial		<node#>	dial to remote node

Ethernet Related Command

[Home](#)

Command				Description
ether				
	config			display LAN configuration information
	driver			
		cnt		
			disp <name>	display ether driver counters
		ioctl	<ch name>	Useless in this stage.
		status	<ch name>	see LAN status
	version			see ethernet device type
	pkttest			
		disp	packet <level>	set ether test packet display level
			event <ch> [on/off]	turn on/off ether test event display
		sap	[ch name]	send sap packet
		arp	<ch name> <ip-addr>	send arp packet to ip-addr
	edit			
		load	<ether no.>	load ether data from spt
		mtu	<value>	set ether data mtu
		save		save ether data to spt

POE Related Command

[Home](#)

Command				Description
	status		[ch_name]	see poe status
	dial		<node>	dial a remote node
	drop		<node>	drop a pppoe call
	ether		[rfc 3com]	set /display pppoe ether type

PPTP Related Command

[Home](#)

Command				Description
	dial		<rn-name>	dial a remote node
	drop		<rn-name>	drop a remote node call
	tunnel		<tunnel id>	display pptp tunnel information

Configuration Related Command

[Home](#)

Command				Description
config				The parameters of config are listed below.
edit	firewall	active <yes no>		Activate or deactivate the saved firewall settings
retrieve	firewall			Retrieve current saved firewall settings
save	firewall			Save the current firewall settings
display	firewall			Displays all the firewall settings
		set <set#>		Display current entries of a set configuration; including timeout values, name, default-permit, and number of rules in the set.
		set <set#>	rule <rule#>	Display current entries of a rule in a set.
		attack		Display all the attack alert settings in PNC
		e-mail		Display all the e-mail settings in PNC
		?		Display all the available sub commands
		e-mail	mail-server <mail server IP>	Edit the mail server IP to send the alert
			return-addr <e-mail address>	Edit the mail address for returning an email alert
			e-mail-to <e-mail address>	Edit the mail address to send the alert
			policy <full hourly daily weekly>	Edit email schedule when log is full or per hour, day, week.
			day <sunday monday tuesday wednesday thursday friday saturday>	Edit the day to send the log when the email policy is set to Weekly
			hour <0~23>	Edit the hour to send the log when the email policy is set to daily or weekly
			minute <0~59>	Edit the minute to send to log when the email policy is set to daily or weekly
			Subject <mail subject>	Edit the email subject
		attack	send-alert <yes no>	Activate or deactivate the firewall DoS attacks notification emails
			block <yes no>	Yes: Block the traffic when exceeds the tcp-max-incomplete threshold
				No: Delete the oldest half-open session when exceeds the tcp-max-incomplete threshold
			block-minute	Only valid when sets 'Block' to yes. The unit is

			<0~255>		minute
			minute-high <0~255>		The threshold to start to delete the old half-opened sessions to minute-low
			minute-low <0~255>		The threshold to stop deleting the old half-opened session
			max-incomplete-high <0~255>		The threshold to start to delete the old half-opened sessions to max-incomplete-low
			max-incomplete-low <0~255>		The threshold to stop deleting the half-opened session
			tcp-max-incomplete <0~255>		The threshold to start executing the block field
		set <set#>	name <desired name>		Edit the name for a set
			default-permit <forward block>		Edit whether a packet is dropped or allowed when it does not match the default set
			icmp-timeout <seconds>		Edit the timeout for an idle ICMP session before it is terminated
			udp-idle-timeout <seconds>		Edit the timeout for an idle UDP session before it is terminated
			connection-timeout <seconds>		Edit the wait time for the SYN TCP sessions before it is terminated
			fin-wait-timeout <seconds>		Edit the wait time for FIN in concluding a TCP session before it is terminated
			tcp-idle-timeout <seconds>		Edit the timeout for an idle TCP session before it is terminated
			pnc <yes no>		PNC is allowed when 'yes' is set even there is a rule to block PNC
			log <yes no>		Switch on/off sending the log for matching the default permit
			rule <rule#>	permit <forward block>	Edit whether a packet is dropped or allowed when it matches this rule
				active <yes no>	Edit whether a rule is enabled or not
				protocol <0~255>	Edit the protocol number for a rule. 1=ICMP, 6=TCP, 17=UDP...
				log <none match not-match both>	Sending a log for a rule when the packet none matches not match both the rule
				alert <yes no>	Activate or deactivate the notification when a DoS attack occurs or there is a violation of any alert settings. In case of such instances, the function will send an email to the SMTP destination address and log an alert.
				srcaddr-single <ip address>	Select and edit a source address of a packet which complies to this rule
				srcaddr-subnet <ip address> <subnet mask>	Select and edit a source address and subnet mask if a packet which complies to this rule.
				srcaddr-range <start ip address> <end ip address>	Select and edit a source address range of a packet which complies to this rule.
				destaddr-single <ip address>	Select and edit a destination address of a packet which complies to this rule
				destaddr-subnet <ip address> <subnet mask>	Select and edit a destination address and subnet mask if a packet which complies to this rule.
				destaddr-range <start ip address> <end ip address>	Select and edit a destination address range of a packet which complies to this rule.
				tcp destport-single <port#>	Select and edit the destination port of a packet

					which comply to this rule. For non-consecutive port numbers, the user may repeat this command line to enter the multiple port numbers.
				tcp destport-range <start port#> <end port#>	Select and edit a destination port range of a packet which comply to this rule.
				udp destport-single <port#>	Select and edit the destination port of a packet which comply to this rule. For non-consecutive port numbers, users may repeat this command line to enter the multiple port numbers.
				udp destport-range <start port#> <end port#>	Select and edit a destination port range of a packet which comply to this rule.
				desport-custom <desired custom port name>	Type in the desired custom port name
delete	firewall	e-mail			Remove all email alert settings
		attack			Reset all alert settings to defaults
		set <set#>			Remove a specified set from the firewall configuration
		set <set#>	rule <rule#>		Remove a specified rule in a set from the firewall configuration
insert	firewall	e-mail			Insert email alert settings
		attack			Insert attack alert settings
		set <set#>			Insert a specified rule set to the firewall configuration
		set <set#>	rule <rule#>		Insert a specified rule in a set to the firewall configuration
cli					Display the choices of command list.

IP Related Command

[Home](#)

Command				Description
ip				
	address		[addr]	display host ip address
	alias		<iface>	alias iface
	aliasdis		<0 1>	disable alias
	arp			
		status	<iface>	display ip arp status
	dhcp		<iface>	
		client		
			release	release DHCP client IP
			renew	renew DHCP client IP
		status	[option]	show dhcp status
		static		
			delete <num> all	delete static dhcp mac table
			display	display static dhcp mac table
			update <num> <mac> <ip>	update static dhcp mac table
	dns			
		query		
		server	<primary> [secondary] [third]	set dns server
		stats		
			clear	clear dns statistics
			Disp	display dns statistics
		default	<ip>	Set default DNS server
	httpd			
	icmp			

		status		display icmp statistic counter
		discovery	<iface> [on off]	set icmp router discovery flag
	ifconfig		[iface] [ipaddr] [broadcast <addr> mtu <value> dynamic]	configure network interface
	ping		<hostid>	ping remote host
	route			
		status	[if]	display routing table
		add	<dest_addr default>[/<bits> <gateway> [<metric>]	add route
		addiface	<dest_addr default>[/<bits> <gateway> [<metric>]	add an entry to the routing table to iface
		addprivate	<dest_addr default>[/<bits> <gateway> [<metric>]	add private route
		drop	<host addr> [/<bits>]	drop a route
	smtp			
	status			display ip statistic counters
	stroute			
		display	[rule # buf]	display rule index or detail message in rule.
		load	<rule #>	load static route rule in buffer
		save		save rule from buffer to spt.
		config		
			name <site name>	set name for static route.
			destination <dest addr>[/<bits> <gateway> [<metric>]	set static route destination address and gateway.
			mask <IP subnet mask>	set static route subnet mask.
			gateway <IP address>	set static route gateway address.
			metric <metric #>	set static route metric number.
			private <yes no>	set private mode.
			active <yes no>	set static route rule enable or disable.
	udp			
		status		display udp status
	rip			
	tcp			
		status	[tcb] [<interval>]	display TCP statistic counters
	telnet		<host> [port]	execute telnet clinet command
	tftp			
	traceroute		<host> [ttl] [wait] [queries]	send probes to trace route of a remote host
	xparent			
		join	<iface1> [<iface2>]	join iface2 to iface1 group
		break	<iface>	break iface to leave ipxparent group
	urlfilter			
		reginfo		
			display	display urlfilter registration information
			name	set urlfilter registration name
			eMail <size>	set urlfilter registration email addr
			country <size>	set urlfilter registration country
			clearAll	clear urlfilter register information
		category		
			display	display urlfilter category
			webFeature [block/nonblock] [activex/java/cookei/webproxy]	block or unblock webfeature
			logAndBlock [log/logAndBlock]	set log only or log and block
			blockCategory [block/nonblock] [all/type(1-14)]	block or unblock type

			timeOfDay [always/hh:mm] [hh:mm]	set block time
			clearAll	clear all category information
		listUpdate		
			display	display listupdate status
			actionFlags [yes/no]	set listupdate or not
			scheduleFlag [pending]	set schedule flag
			dayFlag [pending]	set day flag
			time [pending]	set time
			clearAll	clear all listupdate information
		exemptZone		
			display	display exemptzone information
			actionFlags	set action flags
			[type(1-3)][enable/disable]	
			add [ip1] [ip2]	add exempt range
			delete [ip1] [ip2]	delete exempt range
			clearAll	clear exemptzone information
		customize		
			display	display customize action flags
			actionFlags	set action flags
			[filterList/disableAllExceptTrusted/ unblockRWFToTrusted/keywordBlock/fullPath/caseInsensitive/fileName] [enable/disable]	
			logFlags [type(1-3)][enable/disable]	set log flags
			add [string] [trust/untrust/keyword]	add url string
			delete [string] [trust/untrust/keyword]	delete url string
			clearAll	clear all information
		logDisplay		display cyber log
		ftplist		update cyber list data
		listServerIP	<ipaddr>	set list server ip
		listServerName	<name>	set list server name
	nat			
		server		
			disp	display nat server table
			load <set id>	load nat server information from ROM
			save	save nat server information to ROM
			clear <set id>	clear nat server information
			edit active <yes/no>	set nat server edit active flag
			edit svrport <start port> [end port]	set nat server server port
			edit intport <start port> [end port]	set nat server forward port
			edit remotehost <start ip> [end ip]	set nat server remote host ip
			edit leasetime [time]	set nat server lease time
			edit rulename [name]	set nat server rule name
			edit forwardip [ip]	set nat server server ip
			edit protocol [protocol id]	set nat server protocol
		service		
			irc [on/off]	turn on/off irc flag
		resetport		reset all nat server table entries
		incikeport	[on/off]	turn on/off increase ike port flag
	igmp			
		debug	[level]	set igmp debug level
		forwardall	[on/off]	turn on/off igmp forward to all interfaces flag
		querier	[on/off]	turn on/off igmp stop query flag
		iface		

			<iface> group <i>tm</i> <timeout>	set igmp group timeout
			<iface> interval <interval>	set igmp query interval
			<iface> join <group>	join a group on iface
			<iface> leave <group>	leave a group on iface
			<iface> query	send query on iface
			<iface> rsptime [<i>time</i>]	set igmp response time
			<iface> start	turn on of igmp on iface
			<iface> stop	turn off of igmp on iface
			<iface> ttl <threshold>	set ttl threshold
			<iface> v1compat [<i>on off</i>]	turn on/off v1compat on iface
		robustness	<num>	set igmp robustness variable
		status		dump igmp status
	pr			

IPSec Related Command

[Home](#)

Command				Description
ipsec				
	debug	<1 0>		turn on/off trace for IPSec debug information
	ipsec_log_disp			show IPSec log, same as menu 27.3
		lan	<on off>	After a packet is IPSec processed and will be sent to LAN side, this switch is to control if this packet can be applied IPSec again.
				Remark: Command available since 3.50(WA.3)
		wan	<on off>	After a packet is IPSec processed and will be sent to WAN side, this switch is to control if this packet can be applied IPSec again.
				Remark: Command available since 3.50(WA.3)
	show_runtime	sa		display runtime phase 1 and phase 2 SA information
		spd		When a dynamic rule accepts a request and a tunnel is established, a runtime SPD is created according to peer local IP address. This command is to show these runtime SPD.
	switch	<on off>		As long as there exists one active IPSec rule, all packets will run into IPSec process to check SPD. This switch is to control if a packet should do this. If it is turned on, even there exists active IPSec rules, packets will not run IPSec process.
	timer	chk_my_ip	<1~3600>	- Adjust timer to check if WAN IP in menu is changed
				- Interval is in seconds
				- Default is 10 seconds
				- 0 is not a valid value
		chk_conn.	<0~255>	- Adjust auto-timer to check if any IPSec connection has no traffic for certain period. If yes, system will disconnect it.
				- Interval is in minutes
				- Default is 2 minuets
				- 0 means never timeout
		update_peer	<0~255>	- Adjust auto-timer to update IPSec rules which use domain name as the secure gateway IP.
				- Interval is in minutes

				- Default is 30 minutes
				- 0 means never update
				Remark: Command available since 3.50(WA.3)
	updatePeerIp			Force system to update IPSec rules which use domain name as the secure gateway IP right away.
				Remark: Command available since 3.50(WA.3)
	dial	<rule #>		Initiate IPSec rule <#> from ZyWALL box
				Remark: Command available since 3.50(WA.3)
	display	<rule #>		Display IPSec rule #
	keep_alive	<rule #>	<on/off>	Set ipsec keep_alive flag
	load	<rule #>		Load ipsec rule
	save			Save ipsec rules
	config	netbios	active <on/off>	Set netbios active flag
			group <group index1, group index2...>	Set netbios group
		name	<string>	Set rule name
		active	<Yes No>	Set active or not
		keepAlive	<Yes No>	Set keep alive or not
		lcIdType	<0:IP 1:DNS 2:Email>	Set local ID type
		lcIdContent	<string>	Set local ID content
		myIpAddr	<IP address>	Set my IP address
		peerIdType	<0:IP 1:DNS 2:Email>	Set peer ID type
		peerIdContent	<string>	Set peer ID content
		secureGwAddr	<IP address Domain name>	Set secure gateway address or domain name
		protocol	<1:ICMP 6:TCP 17:UDP>	Set protocol
		lcAddrType	<0:single 1:range 2:subnet>	Set local address type
		lcAddrStart	<IP>	Set local start address
		lcAddrEndMask	<IP>	Set local end address or mask
		lcPortStart	<port>	Set local start port
		lcPortEnd	<port>	Set local end port
		rmAddrType	<0:single 1:range 2:subnet>	Set remote address type
		rmAddrStart	<IP>	Set remote start address
		rmAddrEndMask	<IP>	Set remote end address or mask
		rmPortStart	<port>	Set remote start port
		rmPortEnd	<port>	Set remote end port
		antiReplay	<Yes No>	Set antireplay or not
		keyManage	<0:IKE 1:Manual>	Set key manage
		ike	negotiationMode <0:Main 1:Aggressive>	Set negotiation mode in phase 1 in IKE
			preShareKey <string>	Set pre shared key in phase 1 in IKE
			p1EncryAlgo <0:DES 1:3DES>	Set encryption algorithm in phase 1 in IKE
			p1AuthAlgo <0:MD5 1:SHA1>	Set authentication algorithm in phase 1 in IKE
			p1SaLifeTime <seconds>	Set sa life time in phase 1 in IKE
			p1KeyGroup <0:DH1 1:DH2>	Set key group in phase 1 in IKE
			activeProtocol <0:AH 1:ESP>	Set active protocol in phase 2 in IKE
			p2EncryAlgo <0:Null 1:DES 2:3DES>	Set encryption algorithm in phase 2 in IKE
			p2AuthAlgo <0:MD5 1:SHA1>	Set authentication algorithm in phase 2 in IKE
			p2SaLifeTime <seconds>	Set sa life time in phase 2 in IKE
			encap <0:Tunnel 1:Transport>	set encapsulation in phase 2 in IKE
			pfs <0:None 1:DH1 2:DH2>	set pfs in phase 2 in IKE
		manual	activeProtocol <0:AH 1:ESP>	Set active protocol in manual

		manual ah	encap <0:Tunnel 1:Transport>	Set encapsulation in ah in manual
			spi <decimal>	Set spi in ah in manual
			authAlgo <0:MD5 1:SHA1>	Set authentication algorithm in ah in manual
			authKey <string>	Set authentication key in ah in manual
		manual esp	encap <0:Tunnel 1:Transport>	Set encapsulation in esp in manual
			spi <decimal>	Set spi in esp in manual
			encryAlgo <0:Null 1:DES 2:3DES>	Set encryption algorithm in esp in manual
			encryKey <string>	Set encryption key in esp in manual
			authAlgo <0:MD5 1:SHA1>	Set authentication algorithm in esp in manual
			authKey < string>	Set authentication key in esp in manual

Firewall Related Command

[Home](#)

Command				Description
sys	Firewall			
		acl		
			disp	Display specific ACL set # rule #, or all ACLs.
		active	<yes no>	Active firewall or deactivate firewall
		cnt		
			disp	Display firewall log type and count.
			clear	Clear firewall log count.
		pktdump		Dump the 64 bytes of dropped packet by firewall
		update		Update firewall
		dynamicrule		
		tcprst		
			rst	Set TCP reset sending on/off.
			rst113	Set TCP reset sending for port 113 on/off.
			display	Display TCP reset sending setting.
		icmp		
		dos		
			smtp	Set SMTP DoS defender on/off
			display	Display SMTP DoS defender setting.
			ignore	Set if firewall ignore DoS in lan/wan/dmz/wlan
		ignore		
			dos	Set if firewall ignore DoS in lan/wan/dmz/wlan
			triangle	Set if firewall ignore triangle route in lan/wan/dmz/wlan