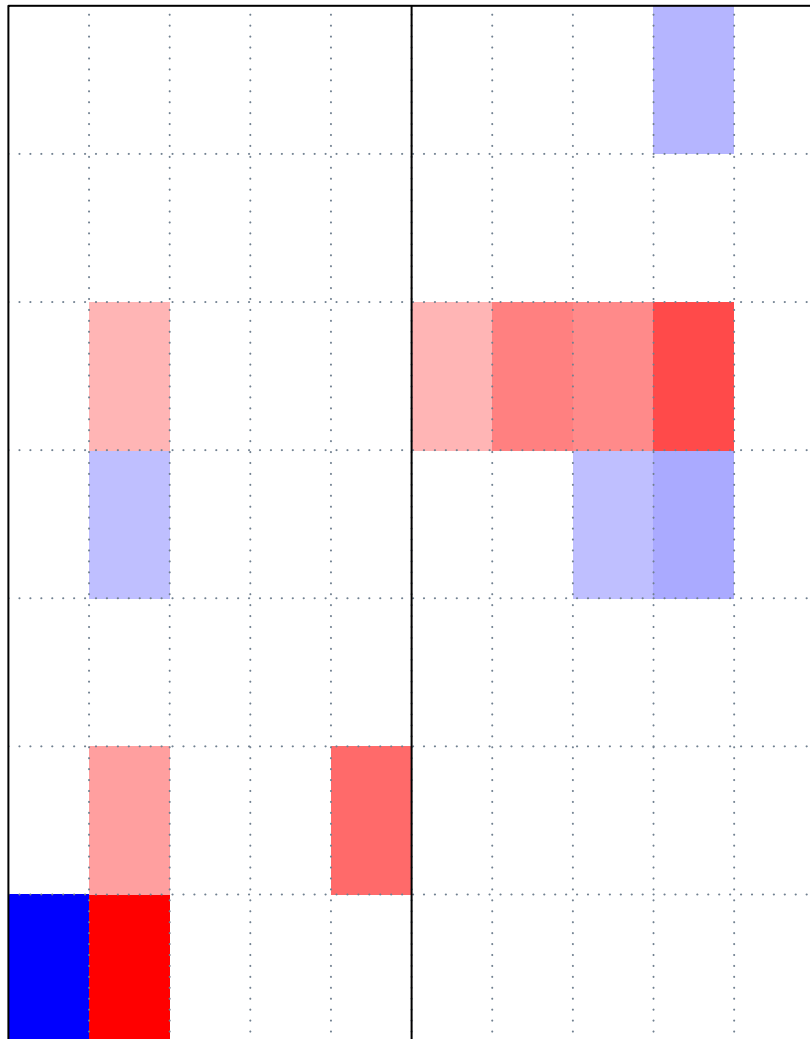


NeuroB

NeuroB_MYC+



ras UP – pmid: 16273092 NA

ras DN – pmid: 16273092 NA

myc UP – pmid: 16273092 NA

myc DN – pmid: 16273092 NA

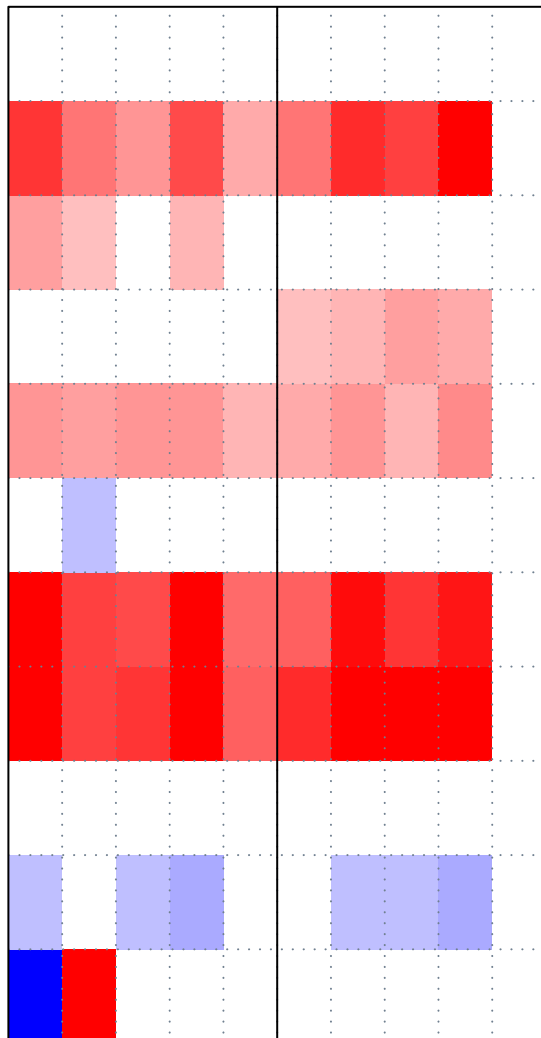
5p NA

5q NA

GS

NeuroB

NeuroB_MYC+



GO:0000041 transition metal ion transport

GO:0000075 cell cycle checkpoint

GO:0000079 regulation of cyclin-dependent protein kinase activity

GO:0000123 histone acetyltransferase complex

GO:0000151 ubiquitin ligase complex

GO:0000187 activation of MAPK activity


GO:0000226 microtubule cytoskeleton organization

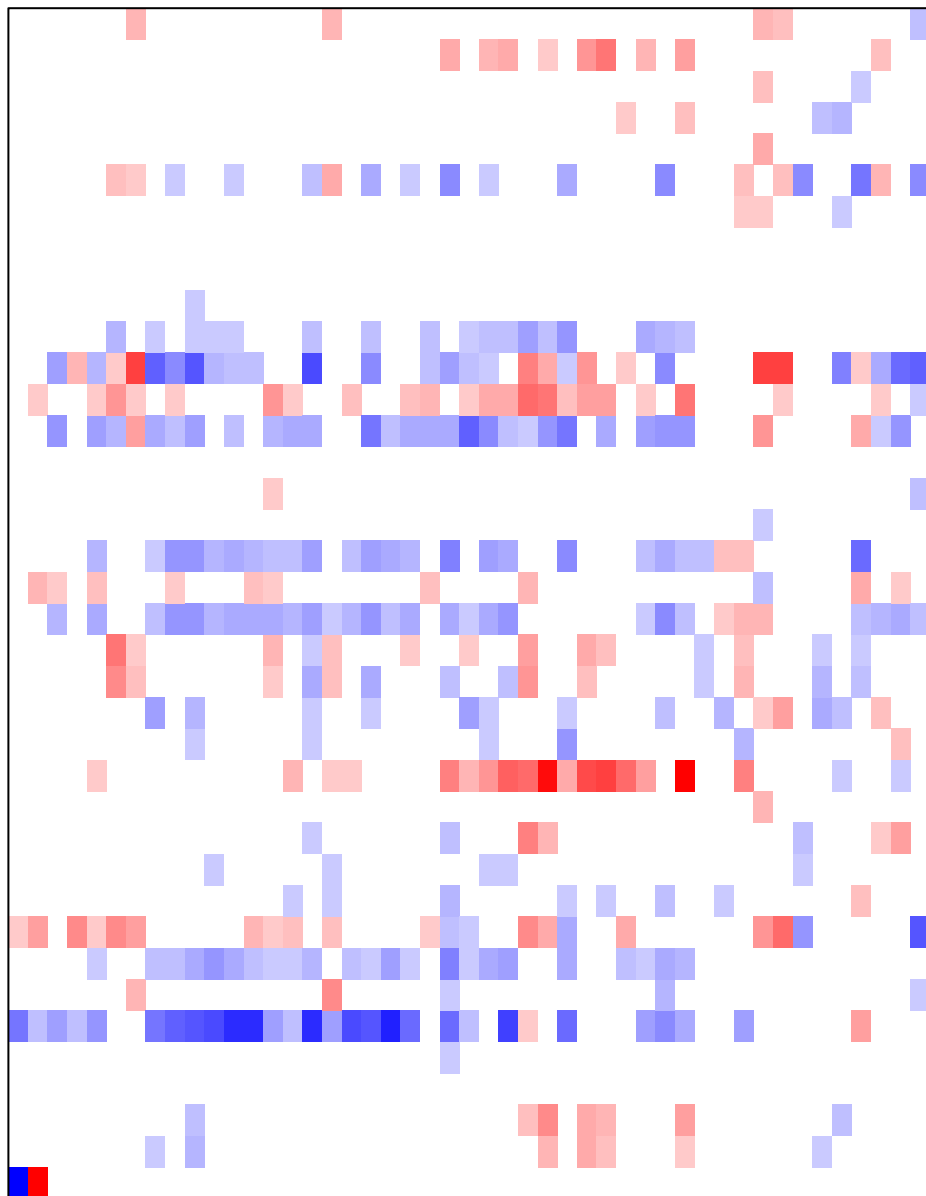
GO:0000228 nuclear chromosome

GO:0000271 polysaccharide biosynthetic process

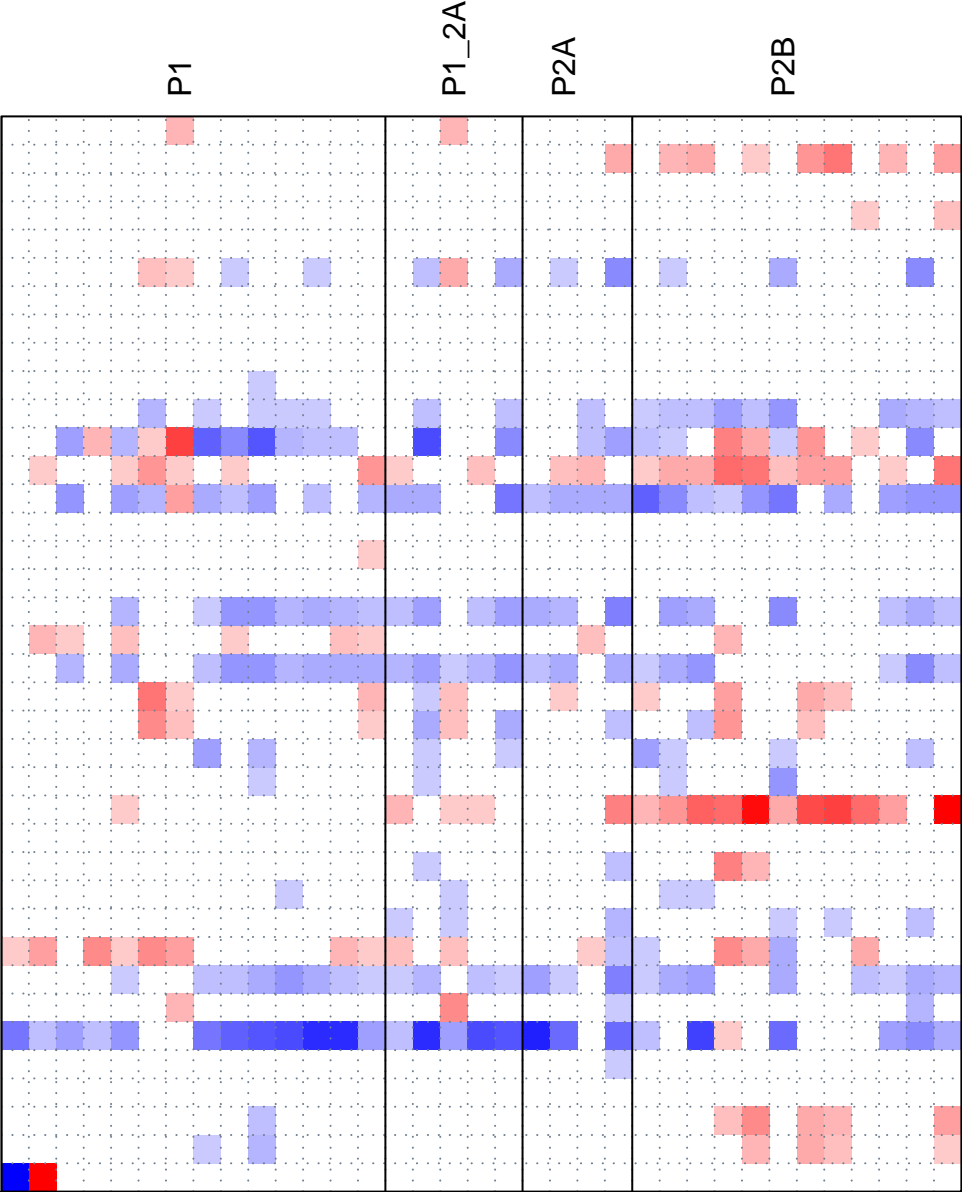
GO:0000302 response to reactive oxygen species

GS






- CMYC.1 down
- CMYC.1 up
- E2F3.1 down
- E2F3.1 up
- HRAS.1 down
- HRAS.1 up
- SRC.1 down
- SRC.1 up
- BRAF.1 up
- BRAF.1 down
- ES.M.1 UP
- ES.M.1 DOWN
- FH.1 UP
- FH.1 DOWN
- HGF.2 UP
- HGF.2 DOWN
- HYPEROXIA.1 UP
- HYPEROXIA.1 DOWN
- HYPEROXIA.2 UP
- HYPEROXIA.2 DOWN
- HYPOXIA.1 UP.big
- HYPOXIA.1 UP.small
- HYPOXIA.1 DOWN
- MET.3 up
- TFA.1 change
- NFKB1.2 down
- NFKB1.2 up
- TNF.2 down
- TNF.2 up
- TNF.1 up
- TNF.1 down
- NFKB1.1 up
- NFKB1.1 down
- VEGF.1 up
- VEGF.1 down
- WND.1 UP
- WND.1 DOWN
- GS



CMYC.1 down
CMYC.1 up
E2F3.1 down
E2F3.1 up
HRAS.1 down
HRAS.1 up
SRC.1 down
SRC.1 up
BRAF.1 up
BRAF.1 down
ES.M.1 UP
ES.M.1 DOWN
FH.1 UP
FH.1 DOWN
HGF.2 UP
HGF.2 DOWN
HYPEROXIA.1 UP
HYPEROXIA.1 DOWN
HYPEROXIA.2 UP
HYPEROXIA.2 DOWN
HYPOXIA.1 UP.big
HYPOXIA.1 UP.small
HYPOXIA.1 DOWN
MET.3 up
TFA.1 change
NFKB1.2 down
NFKB1.2 up
TNF.2 down
TNF.2 up
TNF.1 up
TNF.1 down
NFKB1.1 up
NFKB1.1 down
VEGF.1 up
VEGF.1 down
WND.1 UP
WND.1 DOWN
GS

P1

P2B



GO:0007059 chromosome segregation
GO:0005819 spindle
GO:0000779 condensed chromosome, centromeric region
GO:0000775 chromosome, centromeric region
GO:0000793 condensed chromosome
GO:0000777 condensed chromosome kinetochore
GO:0000776 kinetochore
GO:0000922 spindle pole
GO:0000226 microtubule cytoskeleton organization
GO:0010564 regulation of cell cycle process
GO:0007346 regulation of mitotic cell cycle
GO:0007088 regulation of mitosis
GO:0051783 regulation of nuclear division
GO:0051656 establishment of organelle localization
GO:0051321 meiotic cell cycle
GO:0007126 meiosis
GO:0051327 M phase of meiotic cell cycle
GO:0051640 organelle localization
GO:0048015 phosphoinositide-mediated signaling
GO:0000794 condensed nuclear chromosome
GO:0009416 response to light stimulus
GO:0048608 reproductive structure development
GO:0030216 keratinocyte differentiation
GO:0051047 positive regulation of secretion
GO:0043010 camera-type eye development
GO:0016327 apicolateral plasma membrane
GO:0043296 apical junction complex
GO:0021537 telencephalon development
GO:0001654 eye development
GO:0006720 isoprenoid metabolic process
GS