

# A quick introduction to GRanges and GRangesList objects

Hervé Pagès  
hpages@fredhutch.org

Fred Hutchinson Cancer Research Center  
Seattle, WA

February 2015

## GRanges objects

- The `GRanges()` constructor

- `GRanges` accessors

- Vector operations on `GRanges` objects

- Range-based operations on `GRanges` objects

## GRangesList objects

- The `GRangesList()` constructor

- `GRangesList` accessors

- Vector operations on `GRangesList` objects

- List operations on `GRangesList` objects

- Range-based operations on `GRangesList` objects

## Other resources

# The GRanges class is a container for...

... storing a set of *genomic ranges* (a.k.a. *genomic regions* or *genomic intervals*).

- ▶ Each genomic range is described by a chromosome name, a *start*, an *end*, and a strand.
- ▶ *start* and *end* are both **1-based** positions relative to the 5' end of the plus strand of the chromosome, even when the range is on the minus strand.
- ▶ *start* and *end* are both considered to be included in the interval (except when the range is empty).
- ▶ The *width* of the range is the number of genomic positions included in it. So  $width = end - start + 1$ .
- ▶ *end* is always  $\geq start$ , except for empty ranges (a.k.a. zero-width ranges) where  $end = start - 1$ .

Note that the *start* is always the leftmost position and the *end* the rightmost, even when the range is on the minus strand.

Gotcha: A TSS is at the *end* of the range associated with a transcript located on the minus strand.

## The `GRanges()` constructor

```
> library(GenomicRanges)
> gr1 <- GRanges(seqnames=Rle(c("ch1", "chMT"), c(2, 4)),
+               ranges=IRanges(16:21, 20),
+               strand=rep(c("+", "-", "*"), 2))
> gr1
```

GRanges object with 6 ranges and 0 metadata columns:

	seqnames	ranges	strand
	<Rle>	<IRanges>	<Rle>
[1]	ch1	[16, 20]	+
[2]	ch1	[17, 20]	-
[3]	chMT	[18, 20]	*
[4]	chMT	[19, 20]	+
[5]	chMT	[20, 20]	-
[6]	chMT	[21, 20]	*

-----  
seqinfo: 2 sequences from an unspecified genome; no seqlengths

## GRanges accessors

```
> length(gr1)

[1] 6

> seqnames(gr1)

factor-Rle of length 6 with 2 runs
  Lengths:    2    4
  Values  :  ch1 chMT
Levels(2): ch1 chMT

> ranges(gr1)

IRanges of length 6
   start end width
[1]   16  20    5
[2]   17  20    4
[3]   18  20    3
[4]   19  20    2
[5]   20  20    1
[6]   21  20    0
```

## GRanges accessors (continued)

```
> start(gr1)
[1] 16 17 18 19 20 21
> end(gr1)
[1] 20 20 20 20 20 20
> width(gr1)
[1] 5 4 3 2 1 0
> strand(gr1)
factor-Rle of length 6 with 6 runs
  Lengths: 1 1 1 1 1 1
  Values  : + - * + - *
Levels(3): + - *
> strand(gr1) <- c("-", "-", "+")
> strand(gr1)
factor-Rle of length 6 with 4 runs
  Lengths: 2 1 2 1
  Values  : - + - +
Levels(3): + - *
```

## GRanges accessors (continued)

```
> names(gr1) <- LETTERS[1:6]
> names(gr1)

[1] "A" "B" "C" "D" "E" "F"

> mcols(gr1) <- DataFrame(score=11:16, GC=seq(1, 0, length=6))
> mcols(gr1)

DataFrame with 6 rows and 2 columns
      score      GC
<integer> <numeric>
1         11      1.0
2         12      0.8
3         13      0.6
4         14      0.4
5         15      0.2
6         16      0.0

> gr1

GRanges object with 6 ranges and 2 metadata columns:
      seqnames      ranges strand |      score      GC
      <Rle> <IRanges> <Rle> | <integer> <numeric>
A      ch1 [16, 20]   - |         11         1
B      ch1 [17, 20]   - |         12        0.8
C     chMT [18, 20]   + |         13        0.6
D     chMT [19, 20]   - |         14        0.4
E     chMT [20, 20]   - |         15        0.2
F     chMT [21, 20]   + |         16         0
-----
seqinfo: 2 sequences from an unspecified genome; no seqlengths
```

## GRanges accessors (continued)

```
> seqinfo(gr1)
```

Seqinfo object with 2 sequences from an unspecified genome; no seqlengths:

seqnames	seqlengths	isCircular	genome
ch1	NA	NA	<NA>
chMT	NA	NA	<NA>

```
> seqlevels(gr1)
```

```
[1] "ch1" "chMT"
```

```
> seqlengths(gr1)
```

ch1	chMT
NA	NA

```
> seqlengths(gr1) <- c(50000, 800)
```

```
> seqlengths(gr1)
```

ch1	chMT
50000	800



# Vector operations on GRanges objects

What we call *vector operations* are operations that work on any ordinary vector:

- ▶ `length()`, `names()`
- ▶ Single-bracket subsetting: `[`
- ▶ Combining: `c()`
- ▶ `split()`, `relist()`
- ▶ Comparing: `==`, `!=`, `match()`, `%in%`, `duplicated()`, `unique()`
- ▶ Ordering: `<=`, `>=`, `<`, `>`, `order()`, `sort()`, `rank()`

GRanges objects support all these *vector operations* ==> They're considered *vector-like* objects.

## Vector operations on GRanges objects (continued)

```
> gr1[c("F", "A")]
```

GRanges object with 2 ranges and 2 metadata columns:

	seqnames	ranges	strand	score	GC
	<Rle>	<IRanges>	<Rle>	<integer>	<numeric>
F	chMT	[21, 20]	+	16	0
A	ch1	[16, 20]	-	11	1

-----

seqinfo: 2 sequences from an unspecified genome

```
> gr1[strand(gr1) == "+"]
```

GRanges object with 2 ranges and 2 metadata columns:

	seqnames	ranges	strand	score	GC
	<Rle>	<IRanges>	<Rle>	<integer>	<numeric>
C	chMT	[18, 20]	+	13	0.6
F	chMT	[21, 20]	+	16	0

-----

seqinfo: 2 sequences from an unspecified genome

## Vector operations on GRanges objects (continued)

```
> gr1 <- gr1[-5]
```

```
> gr1
```

GRanges object with 5 ranges and 2 metadata columns:

	seqnames	ranges	strand	score	GC
	<Rle>	<IRanges>	<Rle>	<integer>	<numeric>
A	ch1	[16, 20]	-	11	1
B	ch1	[17, 20]	-	12	0.8
C	chMT	[18, 20]	+	13	0.6
D	chMT	[19, 20]	-	14	0.4
F	chMT	[21, 20]	+	16	0

-----

seqinfo: 2 sequences from an unspecified genome

## Vector operations on GRanges objects (continued)

```
> gr2 <- GRanges(seqnames="ch2",
+               ranges=IRanges(start=c(2:1,2), width=6),
+               score=15:13,
+               GC=seq(0, 0.4, length=3))
> gr12 <- c(gr1, gr2)
> gr12
```

GRanges object with 8 ranges and 2 metadata columns:

	seqnames	ranges	strand		score	GC
	<Rle>	<IRanges>	<Rle>		<integer>	<numeric>
A	ch1	[16, 20]	-		11	1
B	ch1	[17, 20]	-		12	0.8
C	chMT	[18, 20]	+		13	0.6
...	...	...	...	...	...	...
	ch2	[2, 7]	*		15	0
	ch2	[1, 6]	*		14	0.2
	ch2	[2, 7]	*		13	0.4

-----  
seqinfo: 3 sequences from an unspecified genome

## Vector operations on GRanges objects (continued)

```
> gr12[length(gr12)] == gr12
[1] FALSE FALSE FALSE FALSE FALSE  TRUE FALSE  TRUE
> duplicated(gr12)
[1] FALSE FALSE FALSE FALSE FALSE FALSE FALSE  TRUE
> unique(gr12)
GRanges object with 7 ranges and 2 metadata columns:
      seqnames      ranges strand |      score      GC
      <Rle> <IRanges> <Rle>   | <integer> <numeric>
  A      ch1  [16, 20]    -    |      11      1
  B      ch1  [17, 20]    -    |      12     0.8
  C     chMT  [18, 20]    +    |      13     0.6
  ...     ...      ...    ...  ...      ...     ...
  F     chMT  [21, 20]    +    |      16      0
      ch2   [ 2,  7]    *    |      15      0
      ch2   [ 1,  6]    *    |      14     0.2
-----
seqinfo: 3 sequences from an unspecified genome
```

## Vector operations on GRanges objects (continued)

```
> sort(gr12)
```

GRanges object with 8 ranges and 2 metadata columns:

	seqnames	ranges	strand		score	GC
	<Rle>	<IRanges>	<Rle>		<integer>	<numeric>
A	ch1	[16, 20]	-		11	1
B	ch1	[17, 20]	-		12	0.8
C	chMT	[18, 20]	+		13	0.6
...	...	...	...	...	...	...
	ch2	[1, 6]	*		14	0.2
	ch2	[2, 7]	*		15	0
	ch2	[2, 7]	*		13	0.4

-----  
seqinfo: 3 sequences from an unspecified genome

## Splitting a GRanges object

```
> split(gr12, seqnames(gr12))
```

GRangesList object of length 3:

\$ch1

GRanges object with 2 ranges and 2 metadata columns:

	seqnames	ranges	strand	score	GC
	<Rle>	<IRanges>	<Rle>	<integer>	<numeric>
A	ch1	[16, 20]	-	11	1
B	ch1	[17, 20]	-	12	0.8

\$chMT

GRanges object with 3 ranges and 2 metadata columns:

	seqnames	ranges	strand	score	GC
C	chMT	[18, 20]	+	13	0.6
D	chMT	[19, 20]	-	14	0.4
F	chMT	[21, 20]	+	16	0

\$ch2

GRanges object with 3 ranges and 2 metadata columns:

	seqnames	ranges	strand	score	GC
	ch2	[2, 7]	*	15	0
	ch2	[1, 6]	*	14	0.2
	ch2	[2, 7]	*	13	0.4

-----  
seqinfo: 3 sequences from an unspecified genome

# An overview of *range-based* operations

## Intra range transformations

`shift()`, `narrow()`, `resize()`, `flank()`

## Inter range transformations

`range()`, `reduce()`, `gaps()`, `disjoin()`

## Range-based set operations

`union()`, `intersect()`, `setdiff()`,  
`punion()`, `pintersect()`, `psetdiff()`,  
`pgap()`

## Coverage and slicing

`coverage()`, `slice()`

## Finding/counting overlapping ranges

`findOverlaps()`, `countOverlaps()`

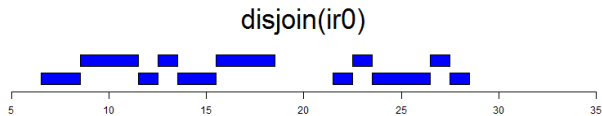
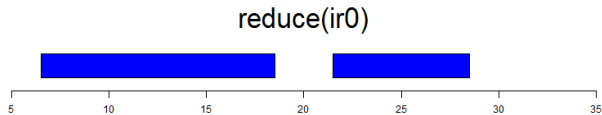
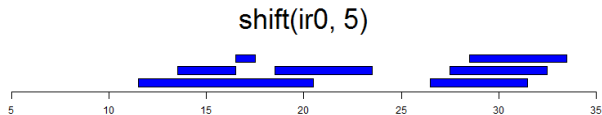
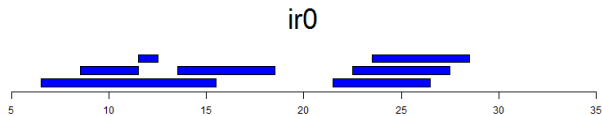
## Finding the nearest range neighbor

`nearest()`, `precede()`, `follow()`

and more...



## Examples of some common *range-based* operations



## Range-based operations on GRanges objects

```
> gr2
```

GRanges object with 3 ranges and 2 metadata columns:

	seqnames	ranges	strand	score	GC
	<Rle>	<IRanges>	<Rle>	<integer>	<numeric>
[1]	ch2	[2, 7]	*	15	0
[2]	ch2	[1, 6]	*	14	0.2
[3]	ch2	[2, 7]	*	13	0.4

-----  
seqinfo: 1 sequence from an unspecified genome; no seqlengths

```
> shift(gr2, 50)
```

GRanges object with 3 ranges and 2 metadata columns:

	seqnames	ranges	strand	score	GC
	<Rle>	<IRanges>	<Rle>	<integer>	<numeric>
[1]	ch2	[52, 57]	*	15	0
[2]	ch2	[51, 56]	*	14	0.2
[3]	ch2	[52, 57]	*	13	0.4

-----  
seqinfo: 1 sequence from an unspecified genome; no seqlengths

## Range-based operations on GRanges objects (continued)

```
> gr1
```

```
GRanges object with 5 ranges and 2 metadata columns:
```

	seqnames	ranges	strand	score	GC
	<Rle>	<IRanges>	<Rle>	<integer>	<numeric>
A	ch1	[16, 20]	-	11	1
B	ch1	[17, 20]	-	12	0.8
C	chMT	[18, 20]	+	13	0.6
D	chMT	[19, 20]	-	14	0.4
F	chMT	[21, 20]	+	16	0

```
-----  
seqinfo: 2 sequences from an unspecified genome
```

```
> resize(gr1, 12)
```

```
GRanges object with 5 ranges and 2 metadata columns:
```

	seqnames	ranges	strand	score	GC
	<Rle>	<IRanges>	<Rle>	<integer>	<numeric>
A	ch1	[ 9, 20]	-	11	1
B	ch1	[ 9, 20]	-	12	0.8
C	chMT	[18, 29]	+	13	0.6
D	chMT	[ 9, 20]	-	14	0.4
F	chMT	[21, 32]	+	16	0

```
-----  
seqinfo: 2 sequences from an unspecified genome
```

## Range-based operations on GRanges objects (continued)

```
> gr1
```

GRanges object with 5 ranges and 2 metadata columns:

	seqnames	ranges	strand	score	GC
	<Rle>	<IRanges>	<Rle>	<integer>	<numeric>
A	ch1	[16, 20]	-	11	1
B	ch1	[17, 20]	-	12	0.8
C	chMT	[18, 20]	+	13	0.6
D	chMT	[19, 20]	-	14	0.4
F	chMT	[21, 20]	+	16	0

-----  
seqinfo: 2 sequences from an unspecified genome

```
> flank(gr1, 3)
```

GRanges object with 5 ranges and 2 metadata columns:

	seqnames	ranges	strand	score	GC
	<Rle>	<IRanges>	<Rle>	<integer>	<numeric>
A	ch1	[21, 23]	-	11	1
B	ch1	[21, 23]	-	12	0.8
C	chMT	[15, 17]	+	13	0.6
D	chMT	[21, 23]	-	14	0.4
F	chMT	[18, 20]	+	16	0

-----  
seqinfo: 2 sequences from an unspecified genome

## Range-based operations on GRanges objects (continued)

```
> gr3 <- shift(gr1, c(35000, rep(0, 3), 100))
> width(gr3)[c(3,5)] <- 117
> gr3
```

GRanges object with 5 ranges and 2 metadata columns:

	seqnames	ranges	strand	score	GC
	<Rle>	<IRanges>	<Rle>	<integer>	<numeric>
A	ch1	[35016, 35020]	-	11	1
B	ch1	[ 17, 20]	-	12	0.8
C	chMT	[ 18, 134]	+	13	0.6
D	chMT	[ 19, 20]	-	14	0.4
F	chMT	[ 121, 237]	+	16	0

-----  
seqinfo: 2 sequences from an unspecified genome

```
> range(gr3)
```

GRanges object with 3 ranges and 0 metadata columns:

	seqnames	ranges	strand
	<Rle>	<IRanges>	<Rle>
[1]	ch1	[17, 35020]	-
[2]	chMT	[18, 237]	+
[3]	chMT	[19, 20]	-

-----  
seqinfo: 2 sequences from an unspecified genome

## Range-based operations on GRanges objects (continued)

```
> gr3
```

```
GRanges object with 5 ranges and 2 metadata columns:
```

	seqnames	ranges	strand	score	GC
	<Rle>	<IRanges>	<Rle>	<integer>	<numeric>
A	ch1	[35016, 35020]	-	11	1
B	ch1	[ 17, 20]	-	12	0.8
C	chMT	[ 18, 134]	+	13	0.6
D	chMT	[ 19, 20]	-	14	0.4
F	chMT	[ 121, 237]	+	16	0

```
-----  
seqinfo: 2 sequences from an unspecified genome
```

```
> reduce(gr3)
```

```
GRanges object with 4 ranges and 0 metadata columns:
```

	seqnames	ranges	strand
	<Rle>	<IRanges>	<Rle>
[1]	ch1	[ 17, 20]	-
[2]	ch1	[35016, 35020]	-
[3]	chMT	[ 18, 237]	+
[4]	chMT	[ 19, 20]	-

```
-----  
seqinfo: 2 sequences from an unspecified genome
```

## Range-based operations on GRanges objects (continued)

```
> gr3
```

```
GRanges object with 5 ranges and 2 metadata columns:
```

	seqnames	ranges	strand	score	GC
	<Rle>	<IRanges>	<Rle>	<integer>	<numeric>
A	chr1	[35016, 35020]	-	11	1
B	chr1	[ 17, 20]	-	12	0.8
C	chrMT	[ 18, 134]	+	13	0.6
D	chrMT	[ 19, 20]	-	14	0.4
F	chrMT	[ 121, 237]	+	16	0

```
-----  
seqinfo: 2 sequences from an unspecified genome
```

```
> gaps(gr3)
```

```
GRanges object with 10 ranges and 0 metadata columns:
```

	seqnames	ranges	strand
	<Rle>	<IRanges>	<Rle>
[1]	chr1	[ 1, 50000]	+
[2]	chr1	[ 1, 16]	-
[3]	chr1	[21, 35015]	-
...	...	...	...
[8]	chrMT	[ 1, 18]	-
[9]	chrMT	[21, 800]	-
[10]	chrMT	[ 1, 800]	*

```
-----  
seqinfo: 2 sequences from an unspecified genome
```

## Range-based operations on GRanges objects (continued)

```
> gr3
```

GRanges object with 5 ranges and 2 metadata columns:

	seqnames	ranges	strand	score	GC
	<Rle>	<IRanges>	<Rle>	<integer>	<numeric>
A	chr1	[35016, 35020]	-	11	1
B	chr1	[ 17, 20]	-	12	0.8
C	chrMT	[ 18, 134]	+	13	0.6
D	chrMT	[ 19, 20]	-	14	0.4
F	chrMT	[ 121, 237]	+	16	0

-----

seqinfo: 2 sequences from an unspecified genome

```
> disjoint(gr3)
```

GRanges object with 6 ranges and 0 metadata columns:

	seqnames	ranges	strand
	<Rle>	<IRanges>	<Rle>
[1]	chr1	[ 17, 20]	-
[2]	chr1	[35016, 35020]	-
[3]	chrMT	[ 18, 120]	+
[4]	chrMT	[ 121, 134]	+
[5]	chrMT	[ 135, 237]	+
[6]	chrMT	[ 19, 20]	-

-----

seqinfo: 2 sequences from an unspecified genome



# Coverage

```
> cvg12 <- coverage(gr12)
> cvg12

RleList of length 3
$ch1
integer-Rle of length 50000 with 4 runs
  Lengths: 15 1 4 49980
  Values : 0 1 2 0

$chMT
integer-Rle of length 800 with 4 runs
  Lengths: 17 1 2 780
  Values : 0 1 2 0

$ch2
integer-Rle of length 7 with 3 runs
  Lengths: 1 5 1
  Values : 1 3 2
```

## Coverage (continued)

```
> mean(cvg12)
      ch1      chMT      ch2
0.000180 0.006250 2.571429
```

```
> max(cvg12)
ch1 chMT ch2
  2   2   3
```

## Slicing the coverage

```
> sl12 <- slice(cvg12, lower=1)
> sl12

RleViewsList of length 3
names(3): ch1 chMT ch2

> elementLengths(sl12)

  ch1 chMT  ch2
    1    1    1

> sl12$chMT

Views on a 800-length Rle subject

views:
      start end width
[1]    18  20     3 [1 2 2]

> mean(sl12$chMT)

[1] 1.666667

> max(sl12$chMT)

[1] 2
```

## findOverlaps()

Load aligned reads from a BAM file:

```
> library(pasillaBamSubset)
> untreated1_chr4()

[1] "E:/biocbld/bbs-3.1-bioc/R/library/pasillaBamSubset/extdata/untreated1_chr4.bam"

> library(GenomicAlignments)
> reads <- readGAlignments(untreated1_chr4())
```

and store them in a GRanges object:

```
> reads <- as(reads, "GRanges")
> reads[1:4]
```

GRanges object with 4 ranges and 0 metadata columns:

	seqnames	ranges	strand
	<Rle>	<IRanges>	<Rle>
[1]	chr4	[892, 966]	-
[2]	chr4	[919, 993]	-
[3]	chr4	[924, 998]	+
[4]	chr4	[936, 1010]	+

-----

seqinfo: 8 sequences from an unspecified genome

## findOverlaps() (continued)

Load the gene ranges from a *TxDb* package:

```
> library(TxDb.Dmelanogaster.UCSC.dm3.ensGene)
> txdb <- TxDb.Dmelanogaster.UCSC.dm3.ensGene
> dm3_genes <- genes(txdb)
```

and find the overlaps between the reads and the genes:

```
> hits <- findOverlaps(reads, dm3_genes)
> head(hits)
```

Hits object with 6 hits and 0 metadata columns:

	queryHits	subjectHits
	<integer>	<integer>
[1]	6296	11499
[2]	6304	11499
[3]	6305	11499
[4]	6310	11499
[5]	6311	11499
[6]	6312	11499

```
-----
queryLength: 204355
subjectLength: 15682
```

# The GRangesList class is a container for...

storing a list of *compatible* GRanges objects.

*compatible* means:

- ▶ they are relative to the same genome,
- ▶ AND they have the same metadata columns (accessible with the `mcols()` accessor).

# The GRangesList() constructor

```
> grl <- GRangesList(gr3, gr2)
> grl
```

GRangesList object of length 2:

[[1]]

GRanges object with 5 ranges and 2 metadata columns:

	seqnames	ranges	strand	score	GC
	<Rle>	<IRanges>	<Rle>	<integer>	<numeric>
A	ch1	[35016, 35020]	-	11	1
B	ch1	[ 17, 20]	-	12	0.8
C	chMT	[ 18, 134]	+	13	0.6
D	chMT	[ 19, 20]	-	14	0.4
F	chMT	[ 121, 237]	+	16	0

[[2]]

GRanges object with 3 ranges and 2 metadata columns:

	seqnames	ranges	strand	score	GC
	ch2	[2, 7]	*	15	0
	ch2	[1, 6]	*	14	0.2
	ch2	[2, 7]	*	13	0.4

-----  
seqinfo: 3 sequences from an unspecified genome

## GRangesList accessors

```
> length(grl)
```

```
[1] 2
```

```
> seqnames(grl)
```

```
RleList of length 2
```

```
[[1]]
```

```
factor-Rle of length 5 with 2 runs
```

```
Lengths: 2 3
```

```
Values : ch1 chMT
```

```
Levels(3): ch1 chMT ch2
```

```
[[2]]
```

```
factor-Rle of length 3 with 1 run
```

```
Lengths: 3
```

```
Values : ch2
```

```
Levels(3): ch1 chMT ch2
```

```
> strand(grl)
```

```
RleList of length 2
```

```
[[1]]
```

```
factor-Rle of length 5 with 4 runs
```

```
Lengths: 2 1 1 1
```

```
Values : - + - +
```

```
Levels(3): + - *
```

```
[[2]]
```

```
factor-Rle of length 3 with 1 run
```

```
Lengths: 3
```

```
Values : *
```

```
Levels(3): + - *
```



## GRangesList accessors (continued)

```
> ranges(grl)

IRangesList of length 2
[[1]]
IRanges of length 5
      start   end width names
[1] 35016 35020     5     A
[2]    17    20     4     B
[3]    18   134   117     C
[4]    19    20     2     D
[5]   121   237   117     F

[[2]]
IRanges of length 3
      start end width names
[1]     2   7     6
[2]     1   6     6
[3]     2   7     6
```

```
> start(grl)

IntegerList of length 2
[[1]] 35016 17 18 19 121
[[2]]  2 1 2

> end(grl)

IntegerList of length 2
[[1]] 35020 20 134 20 237
[[2]]  7 6 7

> width(grl)

IntegerList of length 2
[[1]]  5 4 117 2 117
[[2]]  6 6 6
```

## GRangesList accessors (continued)

```
> names(grl) <- c("TX1", "TX2")
```

```
> grl
```

GRangesList object of length 2:

\$TX1

GRanges object with 5 ranges and 2 metadata columns:

	seqnames	ranges	strand	score	GC
	<Rle>	<IRanges>	<Rle>	<integer>	<numeric>
A	ch1	[35016, 35020]	-	11	1
B	ch1	[ 17, 20]	-	12	0.8
C	chMT	[ 18, 134]	+	13	0.6
D	chMT	[ 19, 20]	-	14	0.4
F	chMT	[ 121, 237]	+	16	0

\$TX2

GRanges object with 3 ranges and 2 metadata columns:

	seqnames	ranges	strand	score	GC
	ch2	[2, 7]	*	15	0
	ch2	[1, 6]	*	14	0.2
	ch2	[2, 7]	*	13	0.4

-----

seqinfo: 3 sequences from an unspecified genome

## GRangesList accessors (continued)

```
> mcols(grl)$geneid <- c("GENE1", "GENE2")
```

```
> mcols(grl)
```

DataFrame with 2 rows and 1 column

```
  geneid  
<character>  
1   GENE1  
2   GENE2
```

```
> grl
```

GRangesList object of length 2:

\$TX1

GRanges object with 5 ranges and 2 metadata columns:

	seqnames	ranges	strand	score	GC
	<Rle>	<IRanges>	<Rle>	<integer>	<numeric>
A	ch1	[35016, 35020]	-	11	1
B	ch1	[ 17, 20]	-	12	0.8
C	chMT	[ 18, 134]	+	13	0.6
D	chMT	[ 19, 20]	-	14	0.4
F	chMT	[ 121, 237]	+	16	0

\$TX2

GRanges object with 3 ranges and 2 metadata columns:

	seqnames	ranges	strand	score	GC
	ch2	[2, 7]	*	15	0
	ch2	[1, 6]	*	14	0.2
	ch2	[2, 7]	*	13	0.4

-----

seqinfo: 3 sequences from an unspecified genome

## GRangesList accessors (continued)

```
> seqinfo(grl)
```

Seqinfo object with 3 sequences from an unspecified genome:

seqnames	seqlengths	isCircular	genome
ch1	50000	NA	<NA>
chMT	800	NA	<NA>
ch2	NA	NA	<NA>

## Vector operations on GRangesList objects

Only the following *vector operations* are supported on GRangesList objects:

- ▶ `length()`, `names()`
- ▶ Single-bracket subsetting: `[`
- ▶ Combining: `c()`

## Vector operations on GRangesList objects

```
> grl[c("TX2", "TX1")]
```

GRangesList object of length 2:

\$TX2

GRanges object with 3 ranges and 2 metadata columns:

seqnames	ranges	strand	score	GC
<Rle>	<IRanges>	<Rle>	<integer>	<numeric>
ch2	[2, 7]	*	15	0
ch2	[1, 6]	*	14	0.2
ch2	[2, 7]	*	13	0.4

\$TX1

GRanges object with 5 ranges and 2 metadata columns:

	seqnames	ranges	strand	score	GC
A	ch1	[35016, 35020]	-	11	1
B	ch1	[ 17, 20]	-	12	0.8
C	chMT	[ 18, 134]	+	13	0.6
D	chMT	[ 19, 20]	-	14	0.4
F	chMT	[ 121, 237]	+	16	0

-----

seqinfo: 3 sequences from an unspecified genome

## Vector operations on GRangesList objects (continued)

```
> c(gr1, GRangesList(gr3))
```

GRangesList object of length 3:

\$TX1

GRanges object with 5 ranges and 2 metadata columns:

	seqnames	ranges	strand	score	GC
	<Rle>	<IRanges>	<Rle>	<integer>	<numeric>
A	ch1	[35016, 35020]	-	11	1
B	ch1	[ 17, 20]	-	12	0.8
C	chMT	[ 18, 134]	+	13	0.6
D	chMT	[ 19, 20]	-	14	0.4
F	chMT	[ 121, 237]	+	16	0

\$TX2

GRanges object with 3 ranges and 2 metadata columns:

	seqnames	ranges	strand	score	GC
	ch2	[2, 7]	*	15	0
	ch2	[1, 6]	*	14	0.2
	ch2	[2, 7]	*	13	0.4

[[3]]

GRanges object with 5 ranges and 2 metadata columns:

	seqnames	ranges	strand	score	GC
A	ch1	[35016, 35020]	-	11	1
B	ch1	[ 17, 20]	-	12	0.8
C	chMT	[ 18, 134]	+	13	0.6
D	chMT	[ 19, 20]	-	14	0.4
F	chMT	[ 121, 237]	+	16	0

-----  
seqinfo: 3 sequences from an unspecified genome

# List operations on GRangesList objects

What we call *list operations* are operations that work on an ordinary list:

- ▶ Double-bracket subsetting: `[[`
- ▶ `elementLengths()`, `unlist()`
- ▶ `lapply()`, `sapply()`, `endoapply()`
- ▶ `mendoapply()` (not covered in this presentation)

GRangesList objects support all these *list operations* ==> They're considered *list-like* objects.



## elementLengths() and unlist()

```
> grl[[2]]
```

GRanges object with 3 ranges and 2 metadata columns:

seqnames	ranges	strand	score	GC
<Rle>	<IRanges>	<Rle>	<integer>	<numeric>
ch2	[2, 7]	*	15	0
ch2	[1, 6]	*	14	0.2
ch2	[2, 7]	*	13	0.4

-----  
seqinfo: 3 sequences from an unspecified genome

```
> elementLengths(grl)
```

TX1 TX2

5 3

```
> unlisted <- unlist(grl, use.names=FALSE) # same as c(grl[[1]], grl[[2]])
```

```
> unlisted
```

GRanges object with 8 ranges and 2 metadata columns:

	seqnames	ranges	strand	score	GC
	<Rle>	<IRanges>	<Rle>	<integer>	<numeric>
A	ch1	[35016, 35020]	-	11	1
B	ch1	[ 17, 20]	-	12	0.8
C	chMT	[ 18, 134]	+	13	0.6
...	...	...	...	...	...
	ch2	[2, 7]	*	15	0
	ch2	[1, 6]	*	14	0.2
	ch2	[2, 7]	*	13	0.4

-----  
seqinfo: 3 sequences from an unspecified genome

## relist()

```
> grl100 <- relist(shift(unlisted, 100), grl)
> grl100
```

GRangesList object of length 2:

\$TX1

GRanges object with 5 ranges and 2 metadata columns:

	seqnames	ranges	strand	score	GC
	<Rle>	<IRanges>	<Rle>	<integer>	<numeric>
A	ch1	[35116, 35120]	-	11	1
B	ch1	[ 117, 120]	-	12	0.8
C	chMT	[ 118, 234]	+	13	0.6
D	chMT	[ 119, 120]	-	14	0.4
F	chMT	[ 221, 337]	+	16	0

\$TX2

GRanges object with 3 ranges and 2 metadata columns:

	seqnames	ranges	strand	score	GC
	ch2	[102, 107]	*	15	0
	ch2	[101, 106]	*	14	0.2
	ch2	[102, 107]	*	13	0.4

-----  
seqinfo: 3 sequences from an unspecified genome

# endoapply()

```
> grl100b <- endoapply(grl, shift, 100)
> grl100b

GRangesList object of length 2:
$TX1
GRanges object with 5 ranges and 2 metadata columns:
      seqnames      ranges strand |      score      GC
      <Rle>      <IRanges> <Rle> | <integer> <numeric>
A      ch1 [35116, 35120]   - |         11         1
B      ch1 [ 117, 120]     - |         12        0.8
C      chMT [ 118, 234]    + |         13        0.6
D      chMT [ 119, 120]    - |         14        0.4
F      chMT [ 221, 337]    + |         16         0

$TX2
GRanges object with 3 ranges and 2 metadata columns:
      seqnames      ranges strand |      score      GC
      <Rle>      <IRanges> <Rle> | <integer> <numeric>
ch2 [102, 107]      * |         15         0
ch2 [101, 106]      * |         14        0.2
ch2 [102, 107]      * |         13        0.4

-----
seqinfo: 3 sequences from an unspecified genome

> mcols(grl100)

DataFrame with 2 rows and 0 columns

> mcols(grl100b)

DataFrame with 2 rows and 1 column
      geneid
<character>
1      GENE1
2      GENE2
```

# Range-based operations on GRangesList objects

```
> grl

GRangesList object of length 2:
$TX1
GRanges object with 5 ranges and 2 metadata columns:
      seqnames      ranges strand |      score      GC
      <Rle>        <IRanges> <Rle> | <integer> <numeric>
A      ch1 [35016, 35020]    - |         11         1
B      ch1 [  17,   20]     - |         12        0.8
C      chMT [  18,  134]     + |         13        0.6
D      chMT [  19,   20]     - |         14        0.4
F      chMT [ 121,  237]     + |         16         0

$TX2
GRanges object with 3 ranges and 2 metadata columns:
      seqnames ranges strand | score GC
      <Rle>   <IRanges> <Rle> | <integer> <numeric>
ch2 [2, 7]      * |    15  0
ch2 [1, 6]      * |    14 0.2
ch2 [2, 7]      * |    13 0.4

-----
seqinfo: 3 sequences from an unspecified genome
```

```
> shift(grl, 100)

GRangesList object of length 2:
$TX1
GRanges object with 5 ranges and 2 metadata columns:
      seqnames      ranges strand |      score      GC
      <Rle>        <IRanges> <Rle> | <integer> <numeric>
A      ch1 [35116, 35120]    - |         11         1
B      ch1 [ 117,   120]     - |         12        0.8
C      chMT [ 118,  234]     + |         13        0.6
D      chMT [ 119,  120]     - |         14        0.4
F      chMT [ 221,  337]     + |         16         0

$TX2
GRanges object with 3 ranges and 2 metadata columns:
      seqnames ranges strand | score GC
      <Rle>   <IRanges> <Rle> | <integer> <numeric>
ch2 [102, 107]    * |    15  0
ch2 [101, 106]    * |    14 0.2
ch2 [102, 107]    * |    13 0.4

-----
seqinfo: 3 sequences from an unspecified genome
```

`shift(grl, 100)` is equivalent to `endoapply(grl, shift, 100)`

## Range-based operations on GRangesList objects (continued)

```
> grl
```

```
GRangesList object of length 2:
```

```
$TX1
```

```
GRanges object with 5 ranges and 2 metadata columns:
```

	seqnames	ranges	strand	score	GC
	<Rle>	<IRanges>	<Rle>	<integer>	<numeric>
A	ch1	[35016, 35020]	-	11	1
B	ch1	[ 17, 20]	-	12	0.8
C	chMT	[ 18, 134]	+	13	0.6
D	chMT	[ 19, 20]	-	14	0.4
F	chMT	[ 121, 237]	+	16	0

```
$TX2
```

```
GRanges object with 3 ranges and 2 metadata columns:
```

	seqnames	ranges	strand	score	GC
	ch2	[2, 7]	*	15	0
	ch2	[1, 6]	*	14	0.2
	ch2	[2, 7]	*	13	0.4

```
-----  
seqinfo: 3 sequences from an unspecified genome
```

```
> flank(grl, 10)
```

```
GRangesList object of length 2:
```

```
$TX1
```

```
GRanges object with 5 ranges and 2 metadata columns:
```

	seqnames	ranges	strand	score	GC
	<Rle>	<IRanges>	<Rle>	<integer>	<numeric>
A	ch1	[35021, 35030]	-	11	1
B	ch1	[ 21, 30]	-	12	0.8
C	chMT	[ 8, 17]	+	13	0.6
D	chMT	[ 21, 30]	-	14	0.4
F	chMT	[ 111, 120]	+	16	0

```
$TX2
```

```
GRanges object with 3 ranges and 2 metadata columns:
```

	seqnames	ranges	strand	score	GC
	ch2	[-8, 1]	*	15	0
	ch2	[-9, 0]	*	14	0.2
	ch2	[-8, 1]	*	13	0.4

```
-----  
seqinfo: 3 sequences from an unspecified genome
```

`flank(grl, 10)` is equivalent to `endoapply(grl, flank, 10)`

## Range-based operations on GRangesList objects (continued)

```
> grl

GRangesList object of length 2:
$TX1
GRanges object with 5 ranges and 2 metadata columns:
      seqnames      ranges strand |      score      GC
      <Rle>        <IRanges> <Rle> | <integer> <numeric>
A      ch1 [35016, 35020]    - |         11         1
B      ch1 [ 17, 20]        - |         12        0.8
C      chMT [ 18, 134]      + |         13        0.6
D      chMT [ 19, 20]       - |         14        0.4
F      chMT [121, 237]      + |         16         0

$TX2
GRanges object with 3 ranges and 2 metadata columns:
      seqnames ranges strand | score  GC
      <Rle>   <IRanges> <Rle> | <integer> <numeric>
ch2 [2, 7]      * |    15  0
ch2 [1, 6]      * |    14 0.2
ch2 [2, 7]      * |    13 0.4

-----
seqinfo: 3 sequences from an unspecified genome
```

```
> range(grl)

GRangesList object of length 2:
$TX1
GRanges object with 3 ranges and 0 metadata columns:
      seqnames      ranges strand
      <Rle>        <IRanges> <Rle>
[1]      ch1 [17, 35020]      -
[2]     chMT [18, 237]       +
[3]     chMT [19, 20]        -

$TX2
GRanges object with 1 range and 0 metadata columns:
      seqnames ranges strand
[1]      ch2 [1, 7]      *

-----
seqinfo: 3 sequences from an unspecified genome
```

`range(grl)` is equivalent to `endoapply(grl, range)`

## Range-based operations on GRangesList objects (continued)

```
> grl
```

```
GRangesList object of length 2:
```

```
$TX1
```

```
GRanges object with 5 ranges and 2 metadata columns:
```

	seqnames	ranges	strand	score	GC
	<Rle>	<IRanges>	<Rle>	<integer>	<numeric>
A	ch1	[35016, 35020]	-	11	1
B	ch1	[ 17, 20]	-	12	0.8
C	chMT	[ 18, 134]	+	13	0.6
D	chMT	[ 19, 20]	-	14	0.4
F	chMT	[ 121, 237]	+	16	0

```
$TX2
```

```
GRanges object with 3 ranges and 2 metadata columns:
```

	seqnames	ranges	strand	score	GC
	ch2	[2, 7]	*	15	0
	ch2	[1, 6]	*	14	0.2
	ch2	[2, 7]	*	13	0.4

```
-----  
seqinfo: 3 sequences from an unspecified genome
```

```
> reduce(grl)
```

```
GRangesList object of length 2:
```

```
$TX1
```

```
GRanges object with 4 ranges and 0 metadata columns:
```

	seqnames	ranges	strand
	<Rle>	<IRanges>	<Rle>
[1]	ch1	[ 17, 20]	-
[2]	ch1	[35016, 35020]	-
[3]	chMT	[ 18, 237]	+
[4]	chMT	[ 19, 20]	-

```
$TX2
```

```
GRanges object with 1 range and 0 metadata columns:
```

	seqnames	ranges	strand
[1]	ch2	[1, 7]	*

```
-----  
seqinfo: 3 sequences from an unspecified genome
```

`reduce(grl)` is equivalent to `endoapply(grl, reduce)`

## Range-based operations on GRangesList objects (continued)

```
> grl2

GRangesList object of length 2:
$TX1
GRanges object with 1 range and 2 metadata columns:
      seqnames      ranges strand |      score      GC
      <Rle> <IRanges> <Rle> | <integer> <numeric>
C      chMT [18, 134]      + |      13      0.6

$TX2
GRanges object with 1 range and 2 metadata columns:
      seqnames ranges strand | score GC
      ch2 [2, 7]      * |      15  0

-----
seqinfo: 3 sequences from an unspecified genome

> grl3

GRangesList object of length 2:
[[1]]
GRanges object with 1 range and 2 metadata columns:
      seqnames      ranges strand |      score      GC
      <Rle> <IRanges> <Rle> | <integer> <numeric>
chMT [22, 130]      + |      13      0.6

[[2]]
GRanges object with 1 range and 2 metadata columns:
      seqnames ranges strand | score GC
      ch2 [2, 7]      * |      15  0

-----
seqinfo: 3 sequences from an unspecified genome
```

```
> psetdiff(grl2, grl3)

GRangesList object of length 2:
$TX1
GRanges object with 2 ranges and 0 metadata columns:
      seqnames      ranges strand
      <Rle> <IRanges> <Rle>
[1]      chMT [ 18,  21]      +
[2]      chMT [131, 134]      +

$TX2
GRanges object with 0 ranges and 0 metadata columns:
      seqnames ranges strand

-----
seqinfo: 3 sequences from an unspecified genome
```

`psetdiff(grl2, grl)` is equivalent to `mendoapply(setdiff, grl2, grl)`



## Other resources

Vignettes in the *GenomicRanges* package (`browseVignettes("GenomicRanges")`).

GRanges and GRangesList man pages in the *GenomicRanges* package.

Vignettes and GAlignments man page in the *GenomicAlignments* package.

*Bioconductor* support site: <http://support.bioconductor.org/>