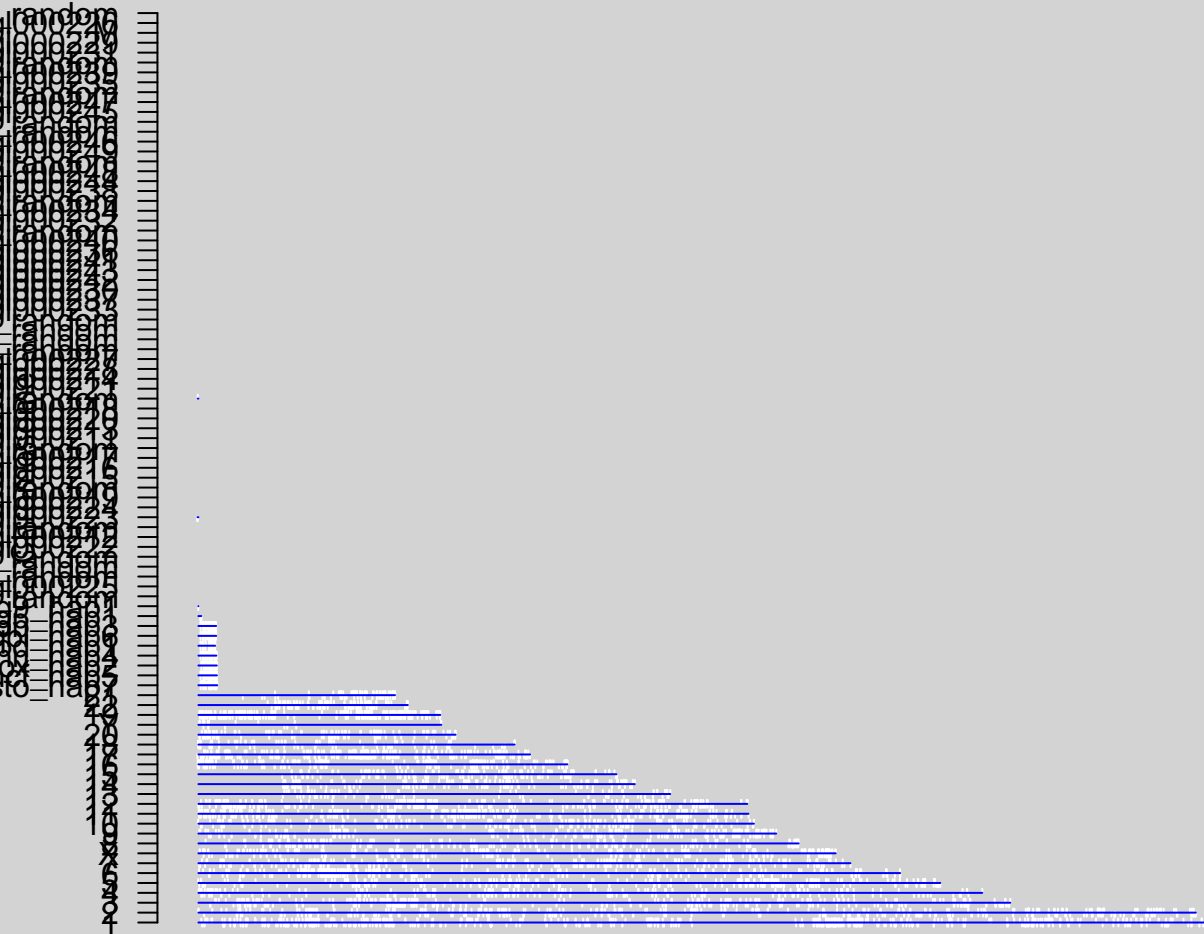
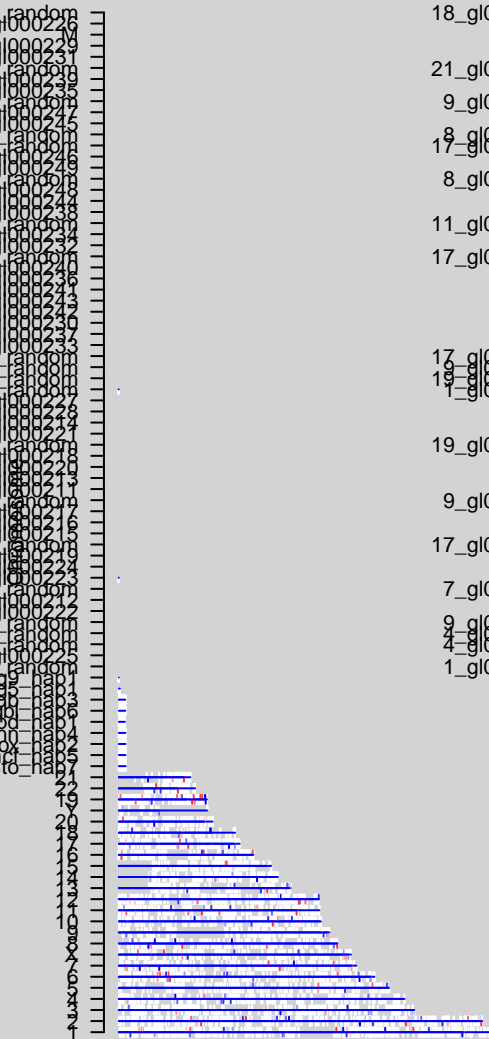


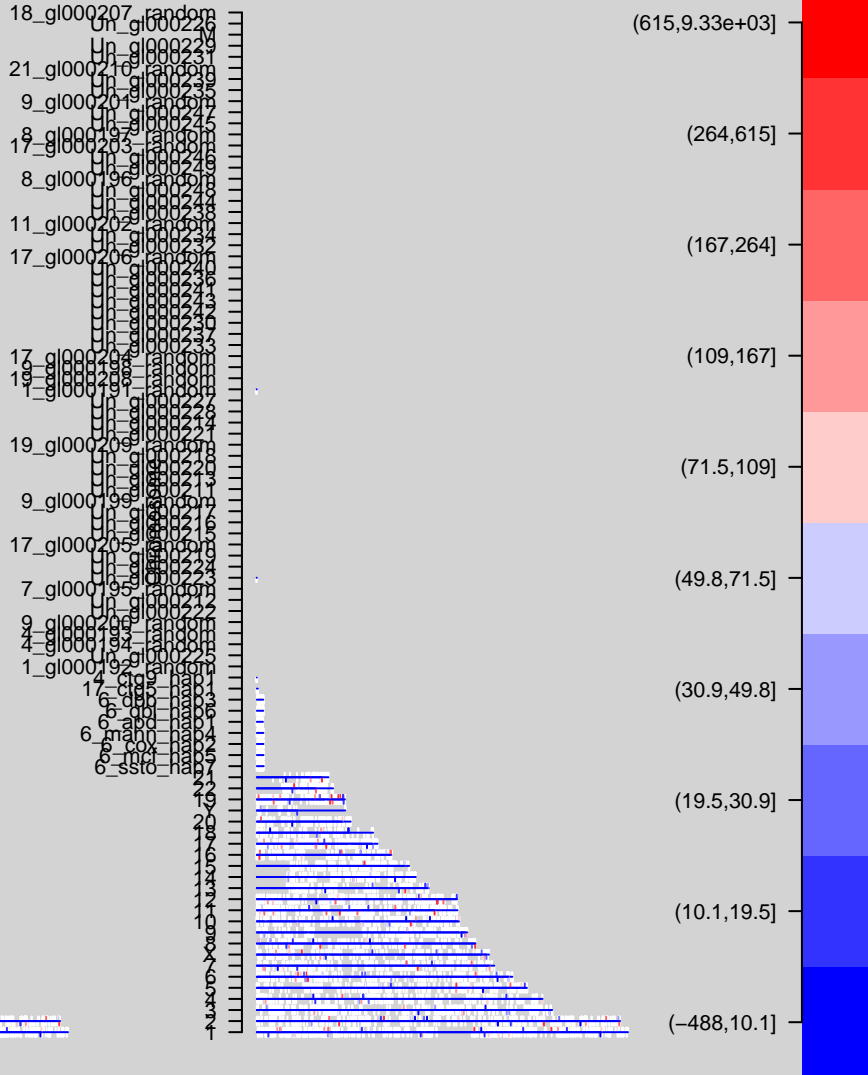
Homo sapiens



Homo sapiens



Homo sapiens



# Cumulative expression levels by genes in chromosome 1

## scaling method: none

Cumulative expression levels

10000  
8000  
6000  
4000  
2000  
0

31540\_at  
31617\_at  
31617\_at  
31478\_at  
31694\_at  
31695\_g\_at  
31598\_s\_at  
31598\_s\_at  
31598\_s\_at  
31439\_f\_at  
31583\_at  
31610\_at  
31457\_at  
31625\_at  
31625\_at  
31569\_at  
31717\_at  
31714\_at  
31729\_at  
31624\_at  
31533\_s\_at  
31508\_at  
31662\_at  
31542\_at  
31688\_at  
31326\_at  
31445\_at  
31445\_at  
31603\_at  
31499\_s\_at  
31495\_at  
31642\_at  
31642\_at  
31591\_s\_at  
31502\_at  
31470\_at  
31470\_at  
31737\_at  
31342\_at

Representative Genes

- + + - - + + - + - - + + - - - + + + +