


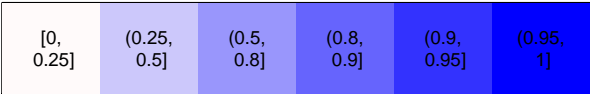
Linkage Disequilibrium

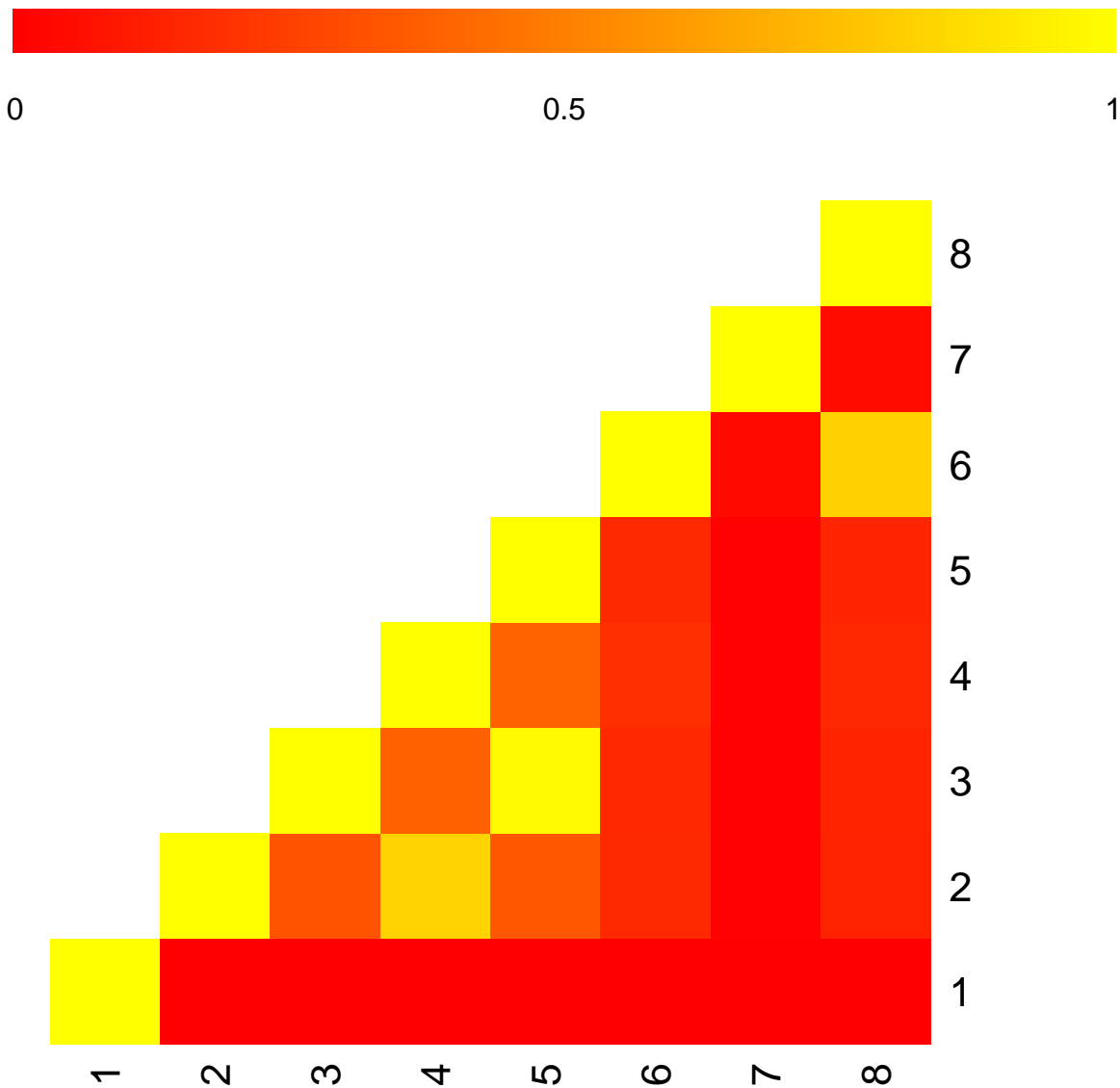
	m709	m654	m47	p46	p79	p252	p491	p523
m709	m709	0.004	0.001	0.003	0.001	0.001	0.000	0.000
m654	0.002153	m654	0.328	0.826	0.339	0.164	0.006	0.137
m47	0.073119	< 2e-16	m47	0.380	0.972	0.157	0.007	0.142
p46	0.005412	< 2e-16	< 2e-16	p46	0.390	0.186	0.007	0.156
p79	0.069645	< 2e-16	< 2e-16	< 2e-16	p79	0.161	0.007	0.146
p252	0.257283	< 2e-16	< 2e-16	< 2e-16	< 2e-16	p252	0.038	0.820
p491	0.677682	4.82e-06	0.000514	1.07e-06	0.000168	< 2e-16	p491	0.044
p523	0.388425	< 2e-16	< 2e-16	< 2e-16	< 2e-16	< 2e-16	< 2e-16	p523

P-value



R^2





Linkage Disequilibrium

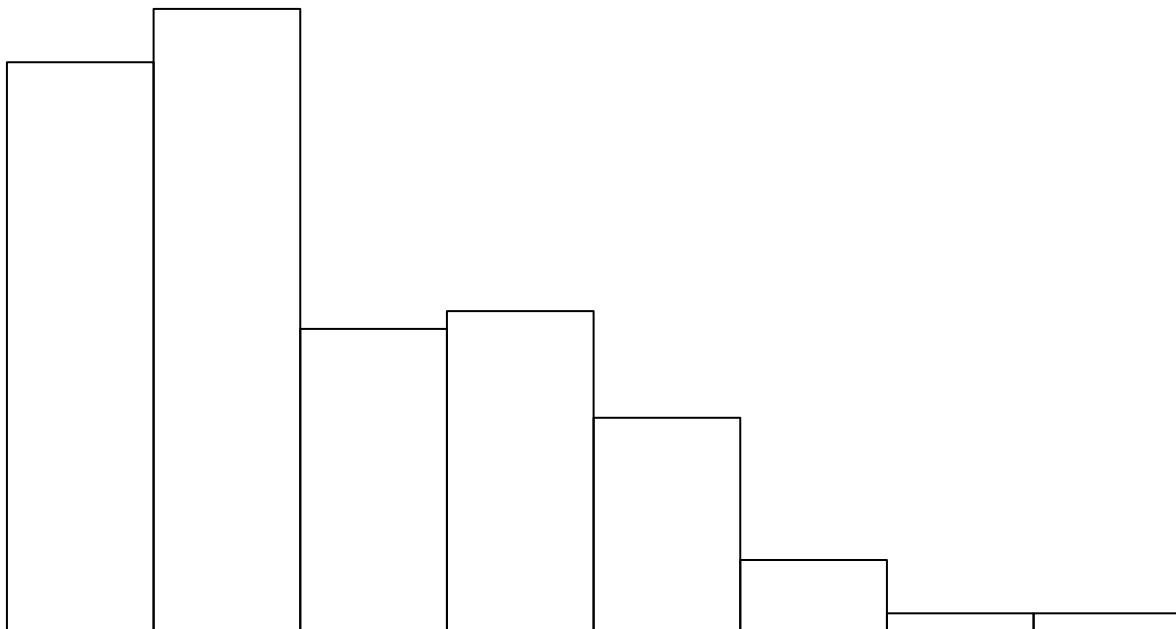
	m709	m654	m47	p46	p79	p252	p491	p523
m709	m709	0.004	0.001	0.003	0.001	0.001	0.000	0.000
m654	0.002153	m654	0.328	0.826	0.339	0.164	0.006	0.137
m47	0.073119	< 2e-16	m47	0.380	0.972	0.157	0.007	0.142
p46	0.005412	< 2e-16	< 2e-16	p46	0.390	0.186	0.007	0.156
p79	0.069645	< 2e-16	< 2e-16	< 2e-16	p79	0.161	0.007	0.146
p252	0.257283	< 2e-16	< 2e-16	< 2e-16	< 2e-16	p252	0.038	0.820
p491	0.677682	4.82e-06	0.000514	1.07e-06	0.000168	< 2e-16	p491	0.044
p523	0.388425	< 2e-16	< 2e-16	< 2e-16	< 2e-16	< 2e-16	< 2e-16	p523

P-value

[0, 0.001]	(0.001, 0.01]	(0.01, 0.025]	(0.025, 0.05]	(0.05, 0.1]	(0.1, 0.5]	(0.5, 1]
------------	---------------	---------------	---------------	-------------	------------	----------

R^2

[0, 0.25]	(0.25, 0.5]	(0.5, 0.8]	(0.8, 0.9]	(0.9, 0.95]	(0.95, 1]
-----------	-------------	------------	------------	-------------	-----------



Counts of missing genotypes

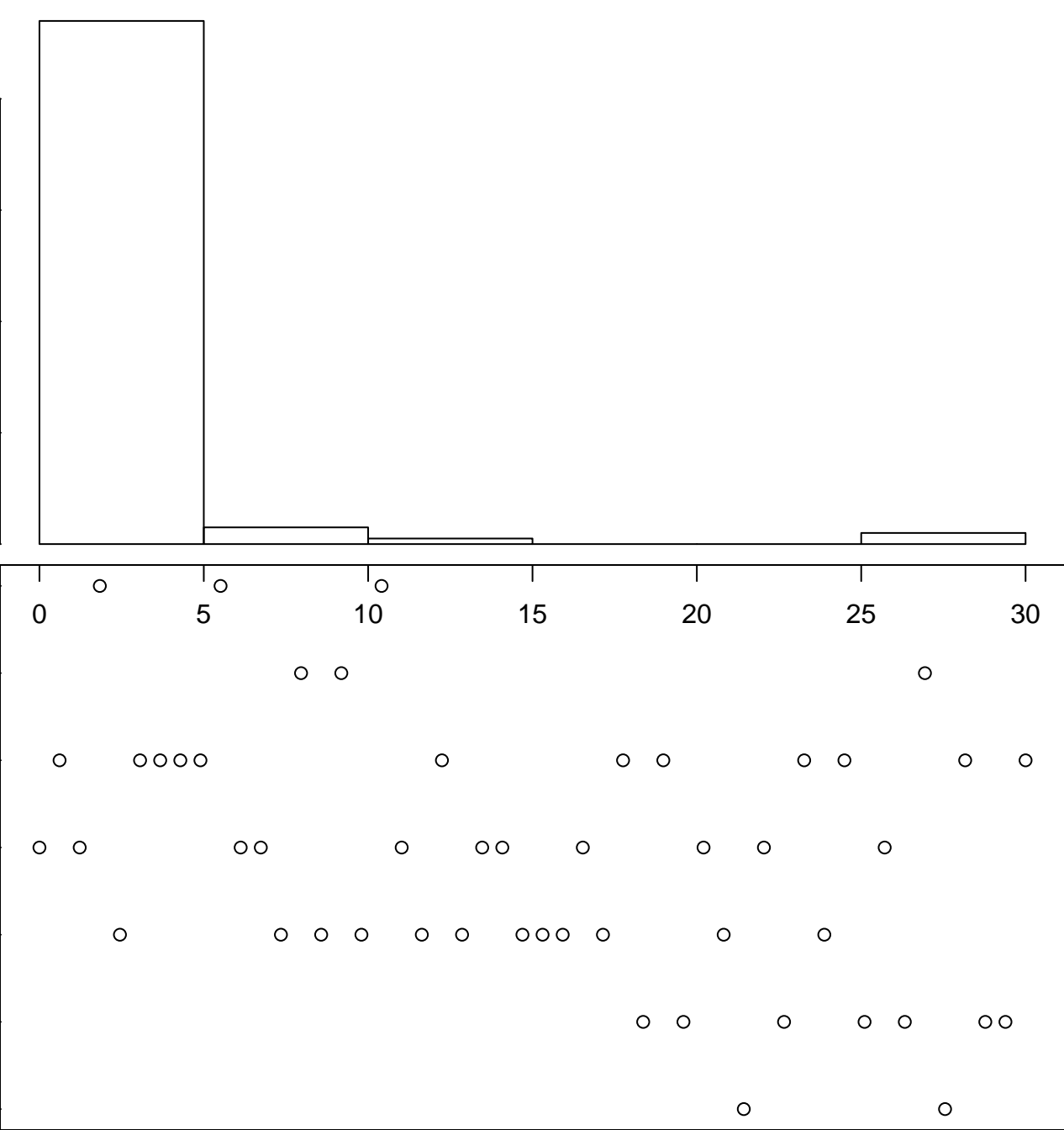
0

2

4

6

8



Linkage Disequilibrium

22_14884399_rs4911642 22_15434720_rs9605903 22_15455353_rs5747999 22_15479107_rs9604959 22_15534984_rs9605028 22_15558213_rs2845371 22_15569718_rs10084637

22_15434720_rs9605903	-0.34399	-rs_901602	0.003	0.004	0.018	0.031	0.031	0.000	0.049	0.000	0.010	0.032	0.010	0.013	0.001	0.001	0.014	0.004	0.070	0.005
	-0.0285562	rs350217693	0.004	0.000	0.028	0.021	0.008	0.003	0.056	0.002	0.003	0.002	0.025	0.011	0.002	0.001	0.047	0.002	0.000	
	-0.507534	rs12698_rs5747620	0.097	0.032	0.002	0.016	0.015	0.064	0.003	0.004	0.003	0.000	0.005	0.009	0.013	0.029	0.000	0.000		
	-0.395420	rs1316481_rs1281503	0.139	0.003	0.002	0.006	0.069	0.013	0.018	0.013	0.006	0.008	0.006	0.014	0.000	0.010	0.002			
	-0.083571	rs9383124_rs1404e-07	< 2e-16	0.47504_rs5747966	0.001	0.007	0.003	0.105	0.001	0.001	0.001	0.001	0.004	0.007	0.000	0.037	0.014	0.001		
	-0.042134	rs0083320_rs0020378	1.1e-05	0.52483_rs2216630	0.079	0.001	0.041	0.002	0.013	0.002	0.005	0.000	0.001	0.000	0.005	0.016				
	-0.020922	rs0407220_rs0558202	0.371250	0.557392	1.2e-04	0.55353_rs5747909	0.002	0.002	0.016	0.023	0.016	0.039	0.014	0.002	0.080	0.015	0.012	0.038		
	-0.993580	rs1199632_rs080669	0.465482	0.157353	5.8e-05	< 2e-16	rs17656_rs1109325	0.000	0.046	0.019	0.046	0.033	0.000	0.009	0.025	0.016	0.000	0.002		
	-0.031683	rs0507820_rs0149200	0.262186	0.440103	0.724847	0.640884	7.2e-06	rs174749_rs109669	0.017	0.037	0.017	0.020	0.042	0.247	0.064	0.008	0.014	0.022		
	-0.959994	rs0001850_rs000381	0.000698	3.4e-05	0.009674	0.595141	0.809590	0.025337	rs179107_rs604059	0.039	0.014	0.016	0.053	0.002	0.006	0.000	0.021	0.003		
22_15467656_rs11089263	-0.085424	rs0574030_rs0446027	0.175702	0.688135	0.592375	0.131736	0.003054	0.006012	0.069150	rs12342_rs604267	1.000	0.002	0.001	0.007	0.000	0.012	0.004	0.029		
	-0.003958	rs0451699_rs0345194	0.082520	0.592668	0.044273	0.008284	0.022676	0.000979	0.004380	4.1e-15	rs132611_rs4819289	0.401	0.026	0.050	0.064	0.012	0.012	0.036		
	-0.085424	rs0574030_rs0446027	0.175702	0.688135	0.592375	0.131736	0.003054	0.006012	0.069183	< 2e-16	4.1e-15	rs134984_rs605028	0.001	0.007	0.000	0.012	0.004	0.029		
	-0.016534	rs0331199_rs0853148	0.359920	0.745833	0.155119	0.000278	0.001604	0.024210	0.092795	0.625796	< 2e-16	5.7e-06	rs135383_rs892046	0.024	0.021	0.005	0.005	0.027		
	-0.682180	rs0168083_rs0342924	0.163873	0.338276	0.790657	0.134693	0.821513	0.014807	0.009708	0.760263	0.007894	0.760263	0.024439	rs149522_rs869000	0.124	0.015	0.003	0.011		
	-0.799140	rs0577735_rs0232496	0.313316	0.228119	0.819455	0.505750	0.179019	1.4e-11	0.677857	0.278982	0.001351	0.278982	0.028026	< 2e-16	rs1568213_rs2845243	0.024	0.000	0.013		
	-0.134998	rs06359920_rs0102228	0.106096	0.995640	0.643296	1.07e-05	0.012095	5.71e-06	0.344402	0.900492	0.000529	0.900492	0.076969	9.49e-07	1.2e-15	rs1585856_rs993906	0.015	0.046		
	-0.466332	rs0019020_rs041191	0.903432	0.016191	0.762531	0.007243	0.141511	0.064475	0.962298	0.148569	0.150041	0.148569	0.387766	0.098593	0.027870	0.229255	rs163103_rs1016002	0.066		
	-0.002641	rs0535809_rs0716989	0.026132	0.006051	0.329122	0.134390	0.825639	0.167553	0.097288	0.100595	0.006005	0.100595	0.076583	0.547379	0.819455	0.003808	0.226195	rs169718_rs10040037		
	-0.388757	rs9597520_rs884809	0.465818	0.717256	0.038392	0.008067	0.514097	0.141379	0.506089	0.015383	0.005322	0.015383	0.013456	0.208865	0.207876	0.019093	4.75e-05	0.821658	rs2602_rs2	

P-value

 R^2

[0, 0.001]	(0.001, 0.01]	(0.01, 0.025]	(0.025, 0.05]	(0.05, 0.1]	(0.1, 0.5]	(0.5, 1]
------------	---------------	---------------	---------------	-------------	------------	----------

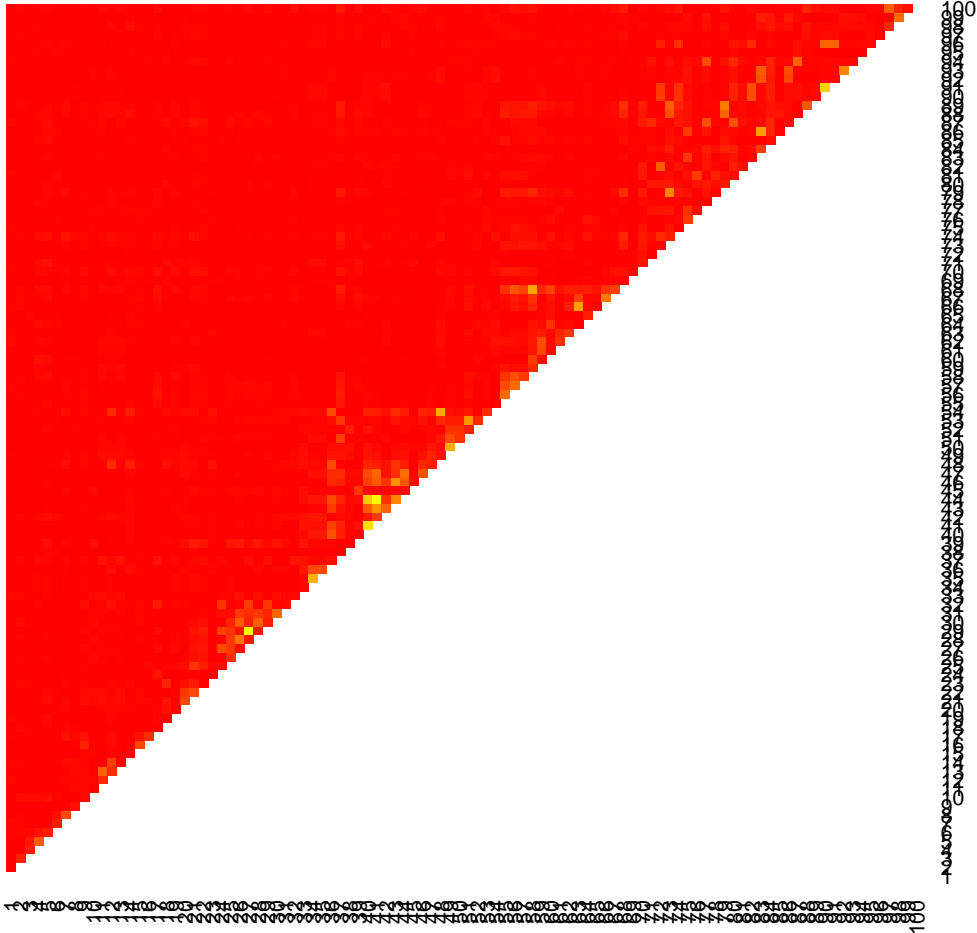
[0, 0.25]	(0.25, 0.5]	(0.5, 0.8]	(0.8, 0.9]	(0.9, 0.95]	(0.95, 1]
-----------	-------------	------------	------------	-------------	-----------



0

0.5

1



Per-marker statistical significance

